

Joyce Eisenberg-Keefer

Medical Center

# Community Health Needs Assessment 2020-2023



# Table of contents

<b>INTRODUCTION</b>	<b>1</b>
<b>METHODOLOGY</b>	<b>2</b>
Wipfli's Role .....	2
CHNA Process.....	2
CHNA Advisory Committee.....	2
Community Served .....	3
Data Collection and Analysis.....	3
Information Gaps.....	4
<b>COMMUNITY HEALTH NEEDS</b>	<b>5</b>
Summary of Key Findings.....	5
Summary of Prioritized Needs.....	5
Existing Healthcare and Community Resources .....	7
<b>EVALUATION AND PLANNING</b>	<b>8</b>
Evaluation of Previous Community Health Improvement Plan.....	8
Implementation Plan.....	9
<b>REFERENCES</b>	<b>10</b>

# Introduction

The Joyce Eisenberg-Keefer Medical Center of the Los Angeles Jewish Home for the Aging (JEKMC) is the highest-acuity portion of the Los Angeles Jewish Home. It includes a 10-bed acute geriatric psychiatric hospital and a 239-bed distinct part skilled nursing facility. As a nonprofit acute psychiatric hospital, and a licensed facility of the Los Angeles Jewish Home (LAJH), JEKMC is dedicated to improving the health of the Los Angeles area geriatric community. This can only be accomplished by partnering with the Los Angeles Jewish Home and others within the community to address key senior health issues.

A critical step in addressing senior health issues is identifying priority needs through a Community Health Needs Assessment (CHNA), and developing an implementation strategy to address the identified priority needs.

The Patient Protection and Affordable Care Act (ACA), enacted on March 23, 2010, added new requirements which nonprofit hospital organizations must satisfy to maintain their tax-exempt status under section 501(c) 3 of the Internal Revenue Code. One such requirement added by ACA, Section 501(r) of the Code, requires nonprofit hospitals to conduct a Community Health Needs Assessment (CHNA) as redefined by the ACA at least once every three years. As part of the CHNA, each hospital is required to collect input from designated individuals in the community, including public health experts, as well as representatives or leaders of low-income, minority, and medically underserved populations and individuals with chronic health conditions.

A CHNA was directed by JEKMC and associated skilled nursing facility (SNF) for over 1.5 million residents belonging to the hospital service area, located in a total of 40 zip codes (incorporated and unincorporated cities/communities) of the San Fernando Valley. This area is interposed with rural communities, mountain ranges and public open spaces. JEKMC service area provides services to this geographically, economically, and ethnically diverse region.



# Methodology

## Wipfli's Role

Wipfli LLP (Wipfli), a top 20 accounting and consulting firm, facilitated the 2020 CHNA process on behalf of the community and Joyce Eisenberg-Keefer Medical Center. Wipfli's team of healthcare industry specialists help healthcare organizations turn complexities into opportunities for continued viability and long-term success. The healthcare team serves over 600 hospitals, 230 critical access hospitals (CAHs), 1,100 medical clinics, 500 long-term care facilities, and 250 dental clinics nationwide. Since 2014, Wipfli has conducted community health needs assessments for non-profit hospitals across the United States. Wipfli completed this CHNA report in compliance with the IRS requirements described in Section 501(r)(3) of the Internal Revenue Code. The CHNA was approved by the Board of Directors.

## CHNA Process

The following outline explains the process that Wipfli followed to conduct the CHNA. Each process is described in more detail throughout the report.

1. Formation of a CHNA Advisory Committee;
2. Definition of the community served by JEKMC;
3. Data collection and analysis;
  - a. Demographics of the community
  - b. Primary data
  - c. Secondary data/Demographics
  - d. Existing health care facilities and resources
4. Identification and prioritization of community health needs and services to meet community health needs;
5. Adoption of an implementation strategy to respond to prioritized needs in collaboration with community partners; and
6. Dissemination of priorities and implementation strategy to the public.

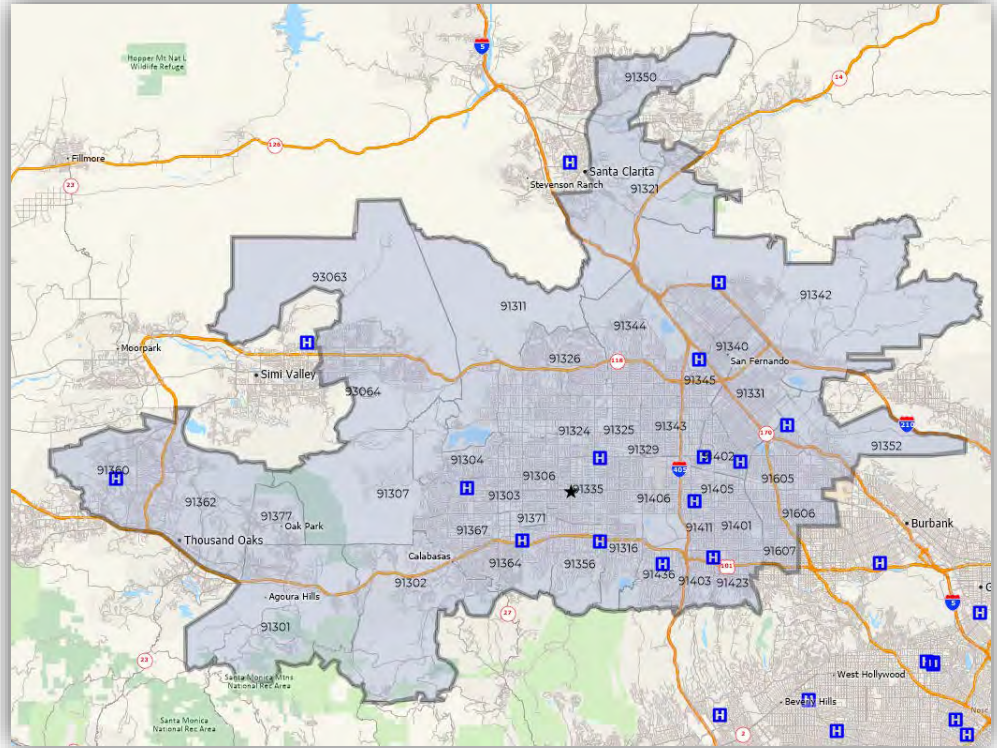
## CHNA Advisory Committee

Leadership at JEKMC formed the CHNA Advisory Committee. Advisory committee member selection was based on each member's history and knowledge of the community, community role, and unique vantage point in guiding the process of the CHNA. The committee was tasked with completing key objectives outlined by the IRS CHNA requirements, which included identifying health issues and prioritizing health needs within the community.

## Community Served

For the purposes of complying with the Affordable Care Act, the defined service area for JEKMC was kept consistent with the 2014 and 2017 CHNA, comprising of Agoura Hills (91301), Calabasas (91302), Canoga Park (91303, 91304), Chatsworth (91311), Encino (91316, 91436), Granada Hills (91344), Mission Hills (91345, 91346), Newhall (91321),

North Hills (91343), North Hollywood (91605, 91606), Northridge (91324,91325), Pacoima (91331), Panorama City (91402), Porter Ranch (91326), Reseda (91335), Santa Clarita (91350), San Fernando (91340), Sherman Oaks (91403, 91423), Sun Valley (91352), Sylmar (91342), Tarzana (91356), West Hills (91307), Winnetka (91306), Woodland Hills (91364, 91367, 91371), Van Nuys (91405, 91406, 91411) and Valley Village (91607) in Los Angeles County; Oak Park (91377), Simi Valley (93063) and Thousand Oaks (91360, 91362) in Ventura County.



Because secondary data is not generally available at the zip code level, data was collected at the County level and included Los Angeles and Ventura Counties. Accordingly, every effort was made to ensure that the CHNA is representative of this community.

★ Joyce Eisenberg-Keefe Medical Center

Source: Maptitude, 2020

## Data Collection and Analysis

### PRIMARY DATA

Informational interviews were conducted with stakeholders and members of the community over a three-month period, from May 2020 through July 2020. The CHNA Advisory Committee identified these individuals based on their qualifications to represent the broad interest of the community served. Generally, the interviewees included persons with special knowledge or expertise in public health and persons who represent the medically underserved and vulnerable populations in the community. A list of the organizational affiliations of the interviewees is detailed in Appendix 1.

## SECONDARY DATA

Secondary data was collected from the following sources:

- Alzheimer's Los Angeles
- California Healthcare Foundation
- Center for Disease Control and Prevention
- County Health Rankings
- ESRI Business Information Solutions (Based on U.S. Census data)
- LiveStories
- Los Angeles County Department of Public Health
- USC Edward R. Roybal Institute on Aging

The secondary data includes a variety of service areas, state and national measures to present a community profile, including death characteristics, access to health care, chronic diseases, social issues, and other demographic characteristics. Data was collected and presented at the service area level and, wherever possible, compared to state and national benchmarks. Results of the secondary data can be found in Appendix 2 and 3.

County Health Rankings data is aggregated from the following national data sources:

- The Behavioral Risk Factor Surveillance System ("BRFSS")
- National Vital Statistics System ("NVSS")
- US Census Bureau's Small Area Health Insurance Estimates ("SAHIE") program

This report presents a summary that highlights the data findings, presents key priorities identified through the CHNA, and Board-approved implementation plan.

## Information Gaps

Primary data was collected via a series of interviews. The responses reflect the opinions of the survey and interview respondents and may not reflect the needs of the entire community. Quantitative information for demographic and health status was available at the service area level for JEKMC. Therefore, to the extent that health status differs significantly between the counties and the medical center's service area community, health information was not available at that granularity. Additionally, there were challenges associated with recruiting community stakeholders to participate in the CHNA process given the state of the COVID-19 pandemic during the compilation of this report. As such, JEKMC made multiple attempts to solicit input from a representative from the regional governmental mental health department, however input was not able to be collected.

# Community Health Needs

## Summary of Key Findings

Results from the three data collection methods including demographic data, primary data, and secondary data were analyzed. Significant findings were grouped into health issues under three distinct categories. The categories, which include health and well-being, access to health care, and continuum of care were used to organize the health issues into common themes so that they could be combined later in the prioritization phase of this process.

## Summary of Prioritized Needs

In July of 2020, members of the Advisory Committee were asked to rate the health issues identified previously according to three key variables, including:

### SIZE

How significant is the scope of the health issue - number of people affected?

### SERIOUSNESS

How severe are the negative impacts of this issue on individuals, families, and the community?

### ABILITY TO IMPACT

What is the probability that the organization could succeed in addressing this health issue? (considering community resources, whether there are known interventions, community commitment, etc.).

The committee convened after individually rating the health issues to come up with the top priorities as a group. The following priorities were identified by the CHNA Advisory Committee:

### **PRIORITY 1: CASE MANAGEMENT SERVICES, PATIENT AND FAMILY EDUCATION, AND RESOURCES TO SUPPORT EARLY IDENTIFICATION OF MENTAL ILLNESS**

Greater accessibility of comprehensive case management services within the community was identified as a significant health need. Providing case management and care coordination services for the geropsychiatric population is a complex, multi-faceted community effort that requires the integration of stakeholders across the continuum of care. Due to the limited number of case managers within the community, it is often left to the elder and their family to navigate their medically complex needs on their own, including coordination of primary care, specialty care, behavioral health, dementia and memory care, and other community resources. More accessible case management services are needed to help guide patients and their families through all stages of care, both before and after an inpatient stay.

Additionally, community stakeholders also identified patient and family education regarding the identification, management, and treatment of cognitive decline and mental illness in the elderly prior to

placement as a health need. Stakeholders indicated that education is often left to the efforts of individual providers or case managers, and lacks a standardized support structure within the community. Patients and their families are often educated regarding acute placement in a moment of crisis, which can be stressful and can create misunderstandings regarding the patient's therapeutic needs. More proactive education of patients and their families can not only better prepare these individuals to make informed decisions regarding their needs and care options, but also to ease the informational burden during an acute crisis.

Related to case management and patient education is the need to develop and implement resources to support early identification of mental illness in elderly members of the community. Mental illness in older adults is often underdiagnosed to multiple factors, such as lack of screening instruments designed for older adults, different presentation of symptoms, and other medical comorbidities that older adults often experience. Despite mental illness being relatively common in older adults and in SNF settings, up to 75% of older adults with mental illness do not receive treatment for their illness, even over the course of many years. Earlier detection of mental illness in the elderly could keep patients out of higher-than-necessary levels of care, and place patients at a level of care that is more therapeutic for their needs. Better and more consistent patient and family education to support earlier identification of mental illness could improve the ability for families to monitor their loved one's mental state and make appropriate decisions regarding their health needs.

## **PRIORITY 2: IMPACT OF COVID-19 ON HEALTH OUTCOMES AND ACCESSIBILITY**

The COVID-19 pandemic has significantly impacted older adults at all levels of independence within the community. Older adults are at the highest risk for adverse outcomes due to COVID-19, with the CDC estimating that 8 out of 10 COVID-19 deaths in the United States are adults over the age of 65. As a result of this increased risk, older adults are being challenged in their ability to live independently, including performing activities of daily living, accessing food or water, communicating with their loved ones, and using transportation or technology. These activities are even more difficult for older adults with cognitive impairments or mental illness. Additionally, deferrals of non-emergency care have reduced the accessibility of healthcare services for older adults, one of the most medically complex cohorts and highest utilizers of healthcare services. Many older adults are not proactively seeking mental health and psychiatric care in order to reduce their risk of exposure.

Recommendations from local, state, and national authorities to socially isolate have also had a disproportional impact on older adults: an estimated 40-60% of seniors in Los Angeles over the age of 70 live alone, and these adults may need to rely on their families or loved ones to assist with activities of daily living in order to continue living independently within their homes. A similar impact was also identified for older adults in SNFs and geropsychiatric inpatient units, as restricted visitation for resident and patients have become the norm to reduce the risk of exposure and transmission within healthcare facilities. Social isolation negatively impacts the physical, mental, and emotional wellbeing of older adults, who are at an increased risk of experiencing loneliness or social isolation due to age-related factors such as the loss of friends or family and chronic disease. Specifically, social isolation is associated with mortality, morbidity, cognitive decline, and mental illness in the elderly.

COVID-19 has also touched the lives of non-independent adults living in assisted living, SNFs, and those committed to inpatient settings. At the time of this writing, the California Department of Public Health reports that Los Angeles County has the highest infection and death rate for residents of SNFs in the state: over 8,500 residents have tested positive for COVID-19, and over 1,700 residents have died due to COVID-related factors within the county. SNFs and geropsychiatric inpatient units are particularly vulnerable to transmission within their facilities due to their populations being at a disproportionately high



risk for infection. In response to this heightened risk, some SNFs and geropsychiatric inpatient units have closed or have reduced their admissions to curtail the risk of transmission. This has not only further reduced accessibility to necessary mental health treatment services but has also reduced accessibility of step-down care options for inpatients, which complicates discharge planning and care coordination. Joyce Eisenberg-Keefer Medical Center is committed to continuing to provide needed geropsychiatric services to their community in a way that is safe for their patients, residents, and employees.

## Existing Healthcare and Community Resources

Appendix 4 contains a complete list of health care and other facilities and resources available within the community to meet the health needs including location, contact information, and description of services.

# Evaluation and Planning

## Evaluation of Previous Community Health Improvement Plan

JEKMC has made significant progress in addressing the prioritized health needs identified in the previous CHNA. The following describes how JEKMC is addressing the significant needs identified in the previous CHNA, including the impact of these actions on health needs within the community.

### **LACK OF GERIATRIC PSYCHIATRIC PROVIDERS AND INPATIENT BEDS**

- ▶ JEKMC has elected to refocus attention and funds from this priority to meeting newly regulated compliance with Ligature Resistant Environment and Operations in the Auerbach Geriatric Psychiatric Unit (AGPU) in order to continue providing Psychiatric Services to the Geriatric population in JEKMC. Plans to expand the unit with additional beds has been put on hold.
- ▶ Redirect funds to refocused priority of ligature risk to comply with the new CMS and Joint Commission regulations. Unit refurbishment project to meet regulatory compliance is an estimated cost of at least \$2 million. The refurbishment project is estimated to be completed in November 2020.
- ▶ JEKMC is working with the Fund Development Department to explore the community for potential donors to offset the funds allocated for the new project.

### **UNTREATED MENTAL HEALTH, CARE MANAGEMENT, AND COMMUNITY EDUCATION**

- ▶ Sarnat Symposium meetings were held on an annual basis to provide education, primarily for social workers in the community, on the latest medical treatments for care of the aging.
- ▶ Continued education sessions conducted by AGPU Medical Director, Nitin Nanda M.D. for LAJH social service staff.
- ▶ Enhanced recognition and proactive treatment of those with mental health illness.
- ▶ Community education since COVID-19 has been enhanced by frequent updates and education related to washing hands, wearing of face cloths, and household plans to deal with COVID-19.
- ▶ Community education continues to be a priority and should be a focus of attention in the next year for JEKMC.

### **PRE- AND POST-DISCHARGE CARE**

- ▶ Enhanced intake process to assure patients who are admitted are medically stable and appropriate for care in the AGPU.
- ▶ Psychiatric patients who are admitting to the AGPU with Suicidal Ideation are screened and assessed/reassessed using new tools approved by the Joint Commission.
- ▶ Discharge tools were created to assure a smooth and safe transition of the patient back into the community.
- ▶ Post-discharge phone calls in 7 and 30 days implemented to assure that the moderate/high risk suicidal patient continues to be safe.

# Implementation Plan

The final step in the CHNA process involved developing an implementation plan to address the health priorities identified through the CHNA process. With input from the CHNA Advisory Committee, JEKMC Leadership developed the implementation plan. The following implementation plan components were addressed within each priority identified:

1. Objectives/Strategy
2. Tactics (How)
3. Programs/Resources to Commit
4. Impact of Programs/Resources on Health Need
5. Accountable Parties
6. Partnerships/Collaboration

Detailed in a separate report is the implementation strategy for each priority, including supporting tactics, programs/resources, accountable parties, and potential partnerships/collaboration for each strategy. The implementation plan was completed by the CHNA Advisory Committee and approved by the Board of Directors.

# References

Alzheimer's Los Angeles

California Healthcare Foundation

Center for Disease Control and Prevention

County Health Rankings

ESRI Business Information Solutions

LiveStories

Los Angeles County Department of Public Health

USC Edward R. Roybal Institute on Aging

# Appendix



# 1. List of Participating Organizations for Community Input

The following is a list of organizations that had representatives who participated in the community input process of the CHNA:

## **ALIGNED TELEHEALTH**

- ▶ Community Psychiatrists

## **JOYCE EISENBERG-KEEFER MEDICAL CENTER**

- ▶ Community Licensed Clinical Social Workers
- ▶ Community Psychiatrists

## **KAISER PERMANENTE**

- ▶ Community Psychiatrists
- ▶ Regional Psychiatric Director

## **LOS ANGELES COUNTY SUPERIOR COURT**

- ▶ Community Hearing Officer

JEKMC also sought input from public health officials within their service area, in addition to healthcare providers. Multiple attempts were made to reach out to the following organizations. The following is a list of organizations who were sought to participate in the community input process of the CHNA, but ultimately did not participate:

## **LOS ANGELES COUNTY DEPARTMENT OF MENTAL HEALTH**

- ▶ Patients' Rights Advocate
- ▶ Public Health Official

## **KAISER PERMANENTE**

- ▶ Case Manager
- ▶ Psychologist

## 2. Community Demographic Profile

The Community Demographic Profile for JEKMC's service area was compiled using population demographic statistics from ESRI Business Information Solutions, a worldwide geographic information system.

### POPULATION

The total population for the community served by JEKMC is 795,959 individuals, with 117,190 (14.7%) of those individuals comprising of adults over the age of 65. The 65+ age cohort is anticipated to grow by 16.0% over the next five years, or by about 18,721 people. The greater service area community is anticipated to grow at a slower rate of 2.7%, in line with county benchmarks and slightly below state and national benchmarks.

	<b>2020</b>	<b>2025</b>	<b>% Change (2020-2025)</b>	<b>Change (2020-2025)</b>
<b>Total Population</b>				
Primary Service Area	795,959	817,166	2.7%	21,207
Ventura County	867,114	888,912	2.5%	21,798
Los Angeles County	10,294,360	10,511,042	2.1%	216,682
California	40,069,936	41,459,424	3.5%	1,389,487
United States	334,886,638	348,332,661	4.0%	13,446,023
<b>65+ Population</b>				
Primary Service Area	117,190	135,911	16.0%	18,721
Ventura County	133,646	156,438	17.1%	22,791
Los Angeles County	1,423,426	1,633,393	14.8%	209,968
California	5,904,834	6,842,825	15.9%	937,991
United States	56,263,356	65,674,912	16.7%	9,411,555

Source: ESRI Business Information Solutions

## POPULATION BY AGE

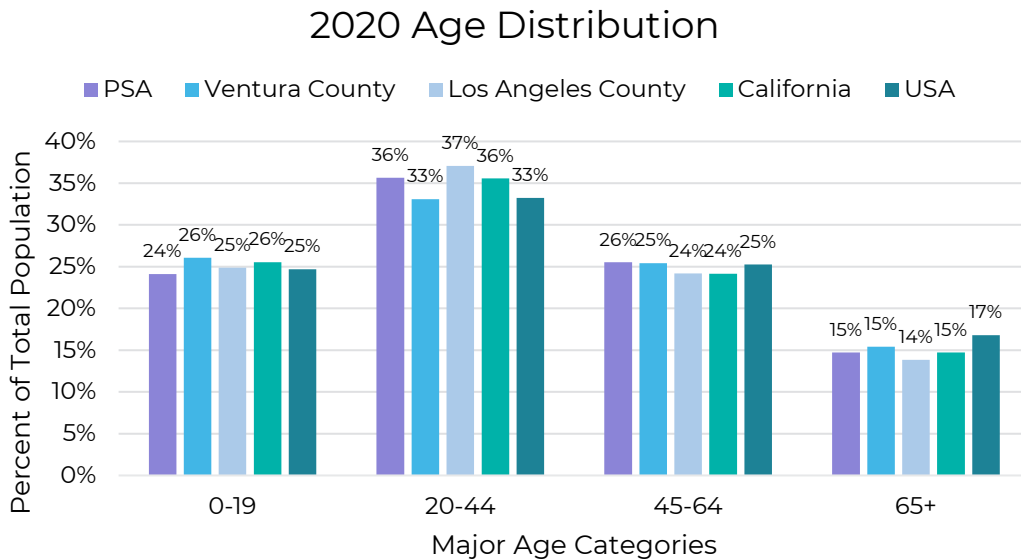
Population was grouped into major age categories for comparison. In general, about 15% of the total population in the primary service area falls in the 65+ age category, slightly below the national rate of 17%. The service area population is expected to continue aging over the next five years, as the proportion of people ages 65+ continues to rise to 17% of the total population. This will likely cause a rise in health care utilization as older populations tend to utilize health care services at a higher rate. Health needs will also continue to shift toward disease categories that tend to present at an older age.

2020	Primary Service Area		Ventura County		Los Angeles County		California		United States	
	Number	Percent	Number	Percent	Number	Percent	Number	Percent	Number	Percent
Ages 0-19	191,822	24%	226,131	26%	2,562,926	25%	10,231,508	26%	82,745,234	25%
Ages 20-44	283,830	36%	286,831	33%	3,817,717	37%	14,257,097	36%	111,292,697	33%
Ages 45-64	203,118	26%	220,505	25%	2,490,291	24%	9,676,497	24%	84,585,351	25%
Ages 65-74	68,292	9%	78,203	9%	827,743	8%	3,457,912	9%	32,982,843	10%
Ages 75-84	33,615	4%	38,519	4%	417,218	4%	1,717,148	4%	16,477,342	5%
Ages 85+	15,282	2%	16,924	2%	178,465	2%	729,774	2%	6,803,171	2%
<b>Total</b>	<b>795,959</b>	<b>100%</b>	<b>867,114</b>	<b>100%</b>	<b>10,294,360</b>	<b>100%</b>	<b>40,069,936</b>	<b>100%</b>	<b>334,886,638</b>	<b>100%</b>

2025	Primary Service Area		Ventura County		Los Angeles County		California		United States	
	Number	Percent	Number	Percent	Number	Percent	Number	Percent	Number	Percent
Ages 0-19	187,568	23%	224,396	25%	2,503,738	24%	10,308,083	25%	84,893,863	24%
Ages 20-44	294,122	36%	294,518	33%	3,911,115	37%	14,831,365	36%	115,118,543	33%
Ages 45-64	199,566	24%	213,561	24%	2,462,796	23%	9,477,151	23%	82,645,344	24%
Ages 65-74	77,502	9%	89,529	10%	932,044	9%	3,905,956	9%	37,421,150	11%
Ages 75-84	42,236	5%	48,752	5%	511,512	5%	2,159,069	5%	20,998,058	6%
Ages 85+	16,172	2%	18,156	2%	189,837	2%	777,799	2%	7,255,704	2%
<b>Total</b>	<b>817,166</b>	<b>100%</b>	<b>888,912</b>	<b>100%</b>	<b>10,511,042</b>	<b>100%</b>	<b>41,459,424</b>	<b>100%</b>	<b>348,332,661</b>	<b>100%</b>

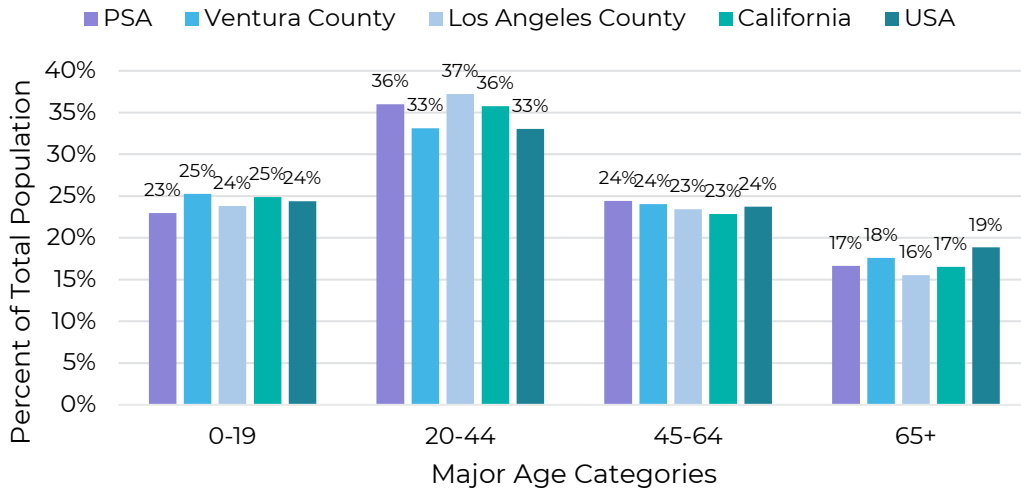
Source: ESRI Business Information Solutions



Source: ESRI Business Information Solutions



## 2025 Age Distribution



Source: ESRI Business Information Solutions

### POPULATION BY ETHNICITY

The service area is racially diverse, with slightly over half (58.5%) of the population made up of white alone. Ventura County is less racially diverse, in line with national benchmarks, while Los Angeles County is more racially diverse than state and national benchmarks. Racial diversity in the service area is anticipated to increase over a five-year period as the percentage of Asian and multiracial individuals is anticipated to grow. As such, it is important for JEKMC to continue outreach to all population groups to ensure that the health needs of all population groups within the community are being met.

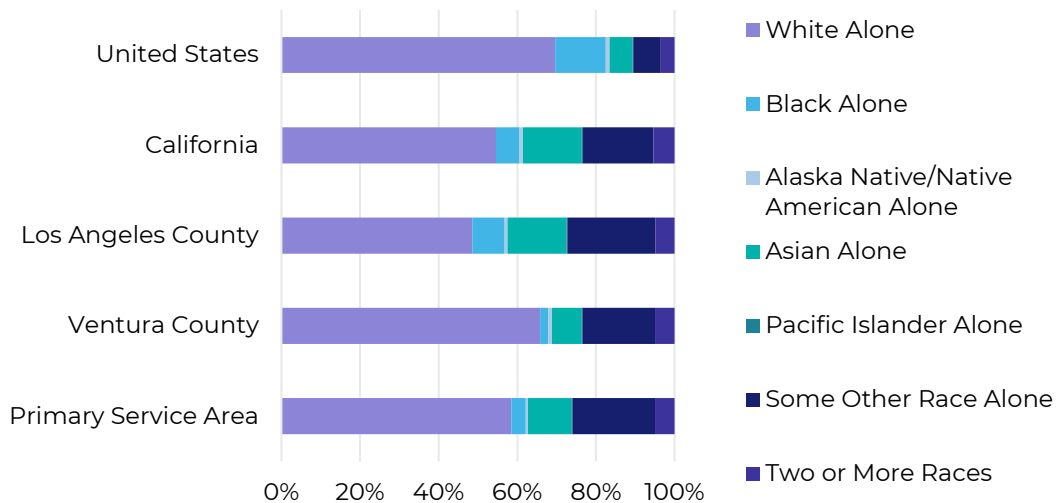
2019	Primary Service Area		Ventura County		Los Angeles County		California		United States	
	Number	Percent	Number	Percent	Number	Percent	Number	Percent	Number	Percent
White Alone	969,790	58.5%	568,337	65.8%	4,983,300	48.6%	21,725,330	54.6%	231,366,780	69.6%
Black Alone	59,682	3.6%	17,230	2.0%	843,040	8.2%	2,340,861	5.9%	42,966,551	12.9%
Alaska Native/Native American Alone	9,915	0.6%	8,567	1.0%	72,515	0.7%	373,261	0.9%	3,258,605	1.0%
Asian Alone	185,060	11.2%	65,048	7.5%	1,535,588	15.0%	5,938,508	14.9%	19,337,116	5.8%
Pacific Islander Alone	2,126	0.1%	1,851	0.2%	26,610	0.3%	158,782	0.4%	647,138	0.2%
Some Other Race Alone	348,066	21.0%	159,493	18.5%	2,296,058	22.4%	7,128,162	17.9%	23,225,287	7.0%
Two or More Races	82,775	5.0%	42,743	5.0%	498,111	4.9%	2,148,637	5.4%	11,616,316	3.5%

2024	Primary Service Area		Ventura County		Los Angeles County		California		United States	
	Number	Percent	Number	Percent	Number	Percent	Number	Percent	Number	Percent
White Alone	977,310	57.6%	571,096	64.6%	5,029,673	48.1%	21,859,587	53.1%	235,168,897	68.1%
Black Alone	59,316	3.6%	18,065	2.0%	826,942	7.9%	2,346,743	5.9%	45,218,695	13.6%
Alaska Native/Native American Alone	9,955	0.6%	8,851	1.0%	72,256	0.7%	378,737	1.0%	3,449,805	1.0%
Asian Alone	201,753	12.2%	70,994	8.0%	1,644,169	15.7%	6,593,644	16.6%	22,256,747	6.7%
Pacific Islander Alone	2,147	0.1%	1,921	0.2%	26,613	0.3%	168,060	0.4%	709,307	0.2%
Some Other Race Alone	357,606	21.6%	167,321	18.9%	2,344,656	22.4%	7,504,618	18.8%	25,526,237	7.7%
Two or More Races	87,487	5.3%	45,941	5.2%	520,455	5.0%	2,314,997	5.8%	13,157,914	4.0%

Source: ESRI Business Information Solutions

## 2019 Racial Diversity



Source: ESRI Business Information Solutions

## INCOME

Income data was analyzed for the JEKMC service area and compared to state and national benchmarks. 2019 census data indicates that median household income and average household income for the service area is higher than both state and national benchmarks. However, per capita income in the service area is below state benchmarks and higher than national benchmarks. Over the next five years, income levels are expected to rise in the service area, California, and the Nation in line with inflation.

2019	Primary Service Area	Ventura County	Los Angeles County	California	United States
Median Household Income	\$75,478	\$84,551	\$75,478	\$74,520	\$60,548
Average Household Income	\$106,787	\$114,787	\$106,787	\$106,321	\$87,398
Per Capita Income	\$34,375	\$36,886	\$34,375	\$35,730	\$33,028
2024	Primary Service Area	Ventura County	Los Angeles County	California	United States
Median Household Income	\$87,760	\$96,984	\$87,760	\$86,333	\$69,180
Average Household Income	\$124,480	\$132,238	\$124,480	\$123,187	\$99,638
Per Capita Income	\$39,928	\$42,353	\$39,928	\$41,278	\$37,585

Source: ESRI Business Information Solutions

# 3. Community Health Indicators

The County Health Rankings, a subsidiary program of the Robert Wood Johnson Foundation, display health rankings of nearly every county in the nation and what factors influence the health in that county. They measure four types of health factors: health behaviors, clinical care, social and economic and physical environment factors. In turn, each of these factors is based on several measures. A subset of the major health rankings are analyzed in this report.

Overall, Los Angeles ranked 21 out 58 Counties and Ventura ranked 11 out of 58 Counties ranked in the state for health outcomes based on the data collected by County Health Rankings.

## Los Angeles County 59,678 total deaths 436,047 years of life lost\*

Leading causes of death				Leading causes of premature** death			
Rank	Cause of death	No. of deaths	Premature death rank	Rank	Cause of death	Years of life lost*	Death rank
1.	Coronary heart disease	11,827	1.	1.	Coronary heart disease	53,380	1.
2.	Stroke	3,300	9.	2.	Homicide	23,993	20.
3.	COPD	2,874	12.	3.	Motor vehicle crash	23,660	17.
4.	Lung cancer	2,687	7.	4.	Drug overdose	22,412	16.
5.	Alzheimer's disease	2,577	41.	5.	Suicide	21,641	15.
6.	Pneumonia/influenza	2,264	18.	6.	Liver disease/cirrhosis	21,064	9.
7.	Diabetes	2,172	8.	7.	Lung cancer	15,707	4.
8.	Colorectal cancer	1,376	11.	8.	Diabetes	14,625	7.
9.	Liver disease/cirrhosis	1,315	6.	9.	Stroke	14,146	2.
10.	Hypertension	1,195	19.	10.	Breast cancer	13,098	11.

\*Excludes infants less than 1 year of age and persons of unknown age.  
\*\*Death before age 75 years.

### Leading causes of death

Race/ethnicity	#1 cause	#2 cause	#3 cause	#4 cause	#5 cause
Number of deaths Age-adjusted death rate	Number of deaths Age-adjusted death rate	Number of deaths Age-adjusted death rate	Number of deaths Age-adjusted death rate	Number of deaths Age-adjusted death rate	Number of deaths Age-adjusted death rate
White 29,188 655 per 100,000	Coronary heart disease 6,188 132 per 100,000	COPD 1,866 41 per 100,000	Alzheimer's disease 1,592 31 per 100,000	Stroke 1,506 32 per 100,000	Lung cancer 1,438 34 per 100,000
Latino/a 15,243 511 per 100,000	Coronary heart disease 2,516 92 per 100,000	Diabetes 860 30 per 100,000	Stroke 831 30 per 100,000	Liver disease/cirrhosis 666 19 per 100,000	Alzheimer's disease 513 21 per 100,000
Black 7,721 854 per 100,000	Coronary heart disease 1,619 177 per 100,000	Stroke 434 48 per 100,000	Lung cancer 370 40 per 100,000	COPD 329 36 per 100,000	Diabetes 286 32 per 100,000
Asian 7,038 405 per 100,000	Coronary heart disease 1,398 78 per 100,000	Stroke 511 29 per 100,000	Lung cancer 419 24 per 100,000	Pneumonia/influenza 393 22 per 100,000	Diabetes 318 18 per 100,000
Los Angeles County Total 59,678 593 per 100,000	Coronary heart disease 11,827 117 per 100,000	Stroke 3,300 33 per 100,000	COPD 2,874 29 per 100,000	Lung cancer 2,687 28 per 100,000	Alzheimer's disease 2,577 25 per 100,000

## DEATH STATISTICS

The most recent mortality reports from the Los Angeles County Department of Public Health indicate that the leading causes of death in Los Angeles County are coronary heart disease, stroke, COPD, lung cancer, and Alzheimer's disease, comprising about 23,265 deaths each year, or 39% of the total deaths in the county.

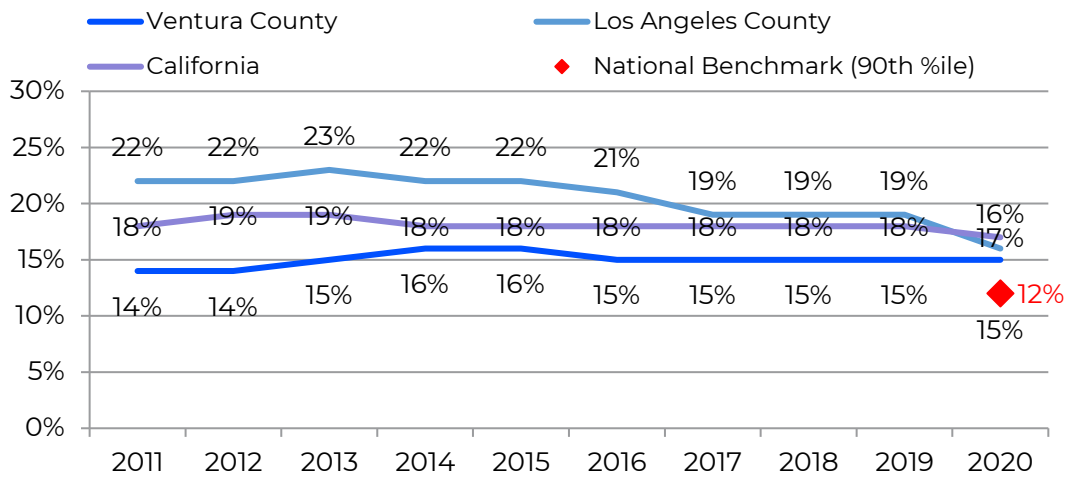
The leading cause of death varies by race/ethnicity in Los Angeles County: whites are more likely to die due coronary heart disease, COPD, and Alzheimer's disease, while minorities are more likely to die due to coronary heart disease, stroke, diabetes, and cancer.

Source: Los Angeles County Department of Public Health

## GENERAL POPULATION HEALTH

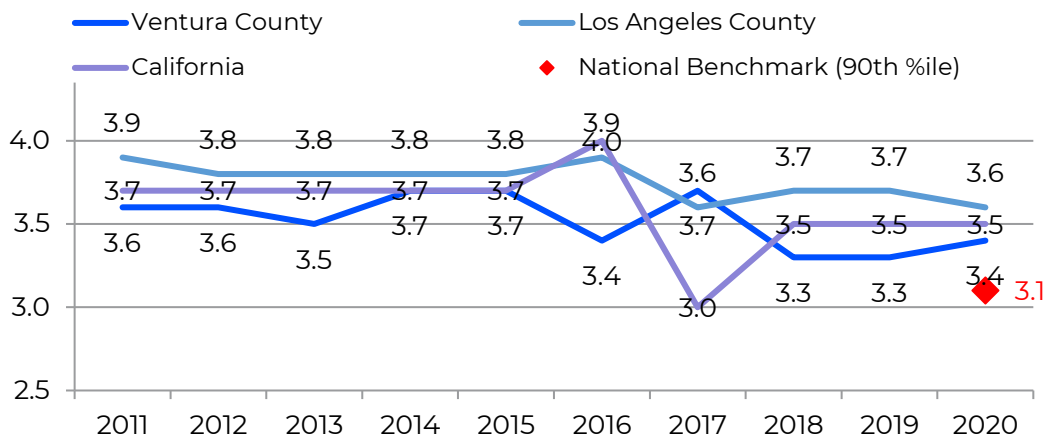
One measure of health among the community included in County Health Rankings is reported general well-being. Reported “poor or fair health” in Los Angeles and Ventura County is 16% and 15%, respectively, slightly lower than the state benchmark of 17% and higher than the national benchmark of 12%. This suggests that the population in the community considers themselves to be slightly healthier compared to other Californians.

**Poor or fair health - Percent of adults reporting fair or poor health (age adjusted)**



A similar self-reported measure is “poor physical health days”, which refer to days in which an individual does not feel well enough to perform daily physical tasks. Generally, people in Los Angeles County report more poor physical health days than state benchmarks, and people in Ventura County report less poor physical health days. Both areas trend higher than national benchmarks, which is a negative indication as people in the service area are reporting feeling worse physically, compared to the nation as a whole.

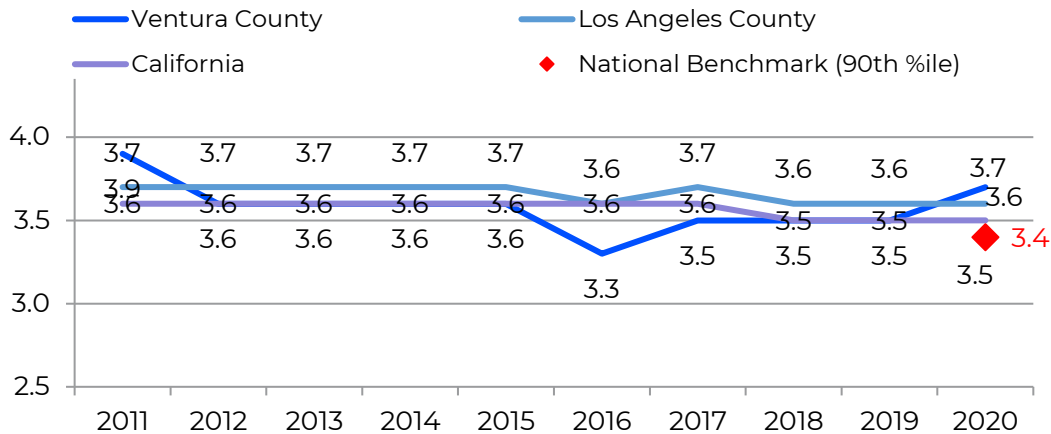
**Poor physical health days - Average number of physically unhealthy days reported in past 30 days (age adjusted)**



## MENTAL HEALTH

Another indicator, “Poor mental health days”, refers to the number of days in the previous 30 days when a person indicates their activities are limited due to mental health difficulties. Both Los Angeles and Ventura County exhibit a higher number of poor mental health days (3.6 and 3.7, respectively) compared to state (3.5) and national (3.4) benchmarks. Mental health is a particular area of concern for JEKMC as an operator of an inpatient geriatric psychiatric facility.

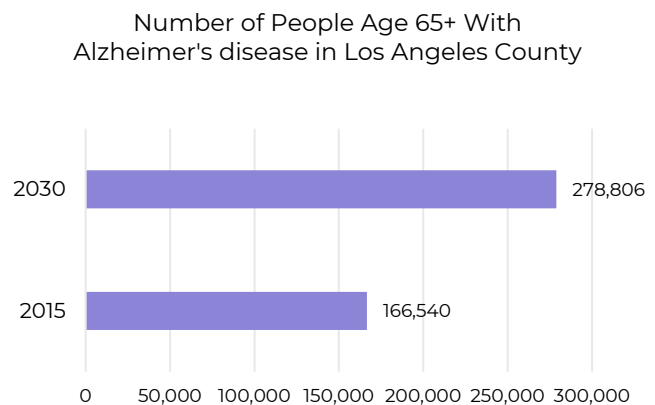
**Poor mental health days - Average number of mentally unhealthy days reported in past 30 days (age adjusted)**



About 3% of Californians over the age of 65 report experiencing serious psychological distress. However, cost and insurance are barriers to accessing psychological care in California: 34% of all adults with psychological distress delay care, with 23% delaying care due to cost and insurance. As such, higher rates of psychological distress are associated with lower income: 12% of adults within 138% of the federal poverty level experience psychological distress, while only 5.3% of adults over 400% of the federal poverty level experience the same.

Source: California Healthcare Foundation. (2015) California Health Care Almanac.

Older adults over the age of 65 are also at a higher risk of age-related cognitive decline and dementia, including Alzheimer’s disease. About 10% of adults over the age of 65 in Los Angeles County have Alzheimer’s disease. Aging of the population is anticipated to increase the number of adults with Alzheimer’s disease in the county by 40%, or up to 278,806 adults, by 2030. Alzheimer’s disease was an underlying factor of about 4,200 deaths in Los Angeles County in 2017, or 37.4 deaths per 100,000 population.



Source: Alzheimer’s Los Angeles; LiveStories

## HEALTHCARE UTILIZATION

Older adults are among the highest utilizers of healthcare in the nation. Research indicates that adults over the age of 65 represent nearly half of the top 10% of healthcare utilizers, and adults between the ages of 45 and 64 represent an additional 37% on top of that. Older adults utilize higher rates of healthcare services due to a combination of higher life expectancy and chronic disease and disability, both of which require ongoing care and disease management. As older adults age, their risk of physical age-related decline increases: in Los Angeles county, adults between the ages of 50 and 64 demonstrate a lower rate of emergency department encounters for common age-related conditions, such as heart failure, stroke, and hip fracture, compared to adults over the age of 80.

Emergency Department Encounters (per 100,000 population) for LA County

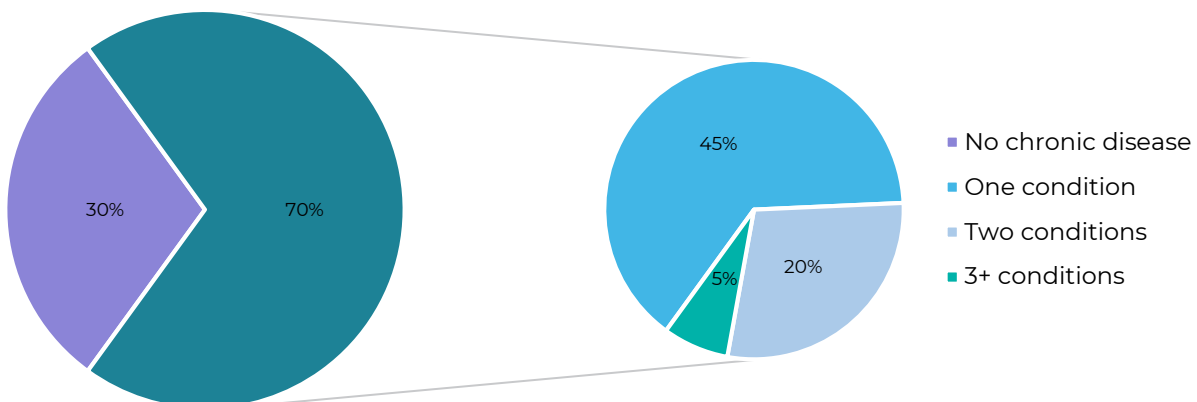
	50-64	65-79	80+
<b>Heart Conditions</b>			
Congestive heart failure	422.8	1,126.7	3,184.5
Hypertension	7,661.2	14,406.6	23,344.3
Stroke	261.2	657.4	1,374.7
Other heart disease	984.3	3,124.8	6,607.2
Hip fractures	10.8	59.1	172.2
Falls	1,564.5	3,166.8	7,194.4
Reported hip fracture with presence of fall	7.4	52.5	158.7

Source: Los Angeles Healthy Aging Report. (2015) USC Edward R. Roybal Institute on Aging.

## CHRONIC DISEASE

Older adults over the age of 65 are at a higher risk of chronic disease: 70% of Medicare beneficiaries in the state of California report having at least one chronic disease, and 25% of all beneficiaries having more than one chronic disease. Older Californians with diabetes and heart disease are most likely to have other chronic comorbidities.

Prevalence of Chronic Disease in Californians Ages 65+



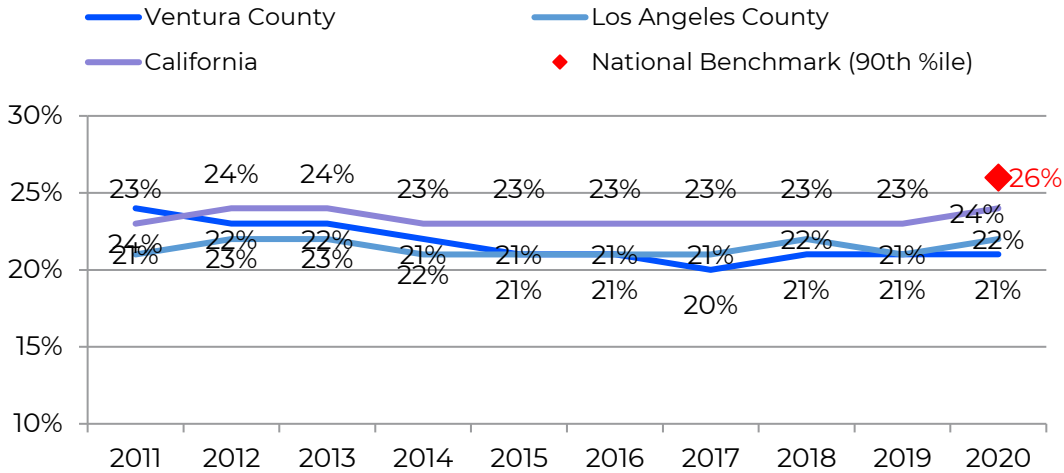
Higher rates of chronic disease, and a higher number of comorbid chronic diseases, have profound impacts on healthcare utilization and quality of life. Research indicates that older Californians with more chronic diseases demonstrate higher rates of emergency room visits, inpatient hospital stays, hospital readmissions, preventable hospitalization, home health utilization, and overall healthcare utilization and spending.

Source: California Healthcare Foundation. (2015) California Health Care Almanac.

## OBESITY

Other measures of general health of the population are the prevalence of adult obesity in the community, which is influenced by individuals' innate health risk factors and environmental factors, such as food security and accessibility to outdoor space. Nationally, the 90<sup>th</sup> percentile benchmark rate for obesity has been around 26% of the population. In Los Angeles County, the obesity rate has remained stagnant between 20-22%, while the Ventura County rate has declined over time, from 24% in 2011 to its current rate of 21%.

### Adult obesity - Percent of adults that report a BMI >= 30

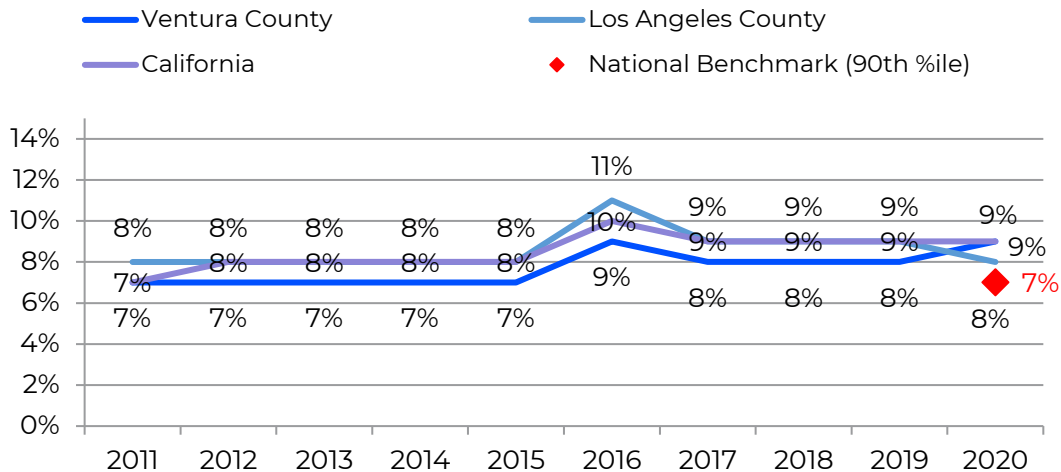


## DIABETES

In regard to diabetes prevalence, about 8% of adults in Los Angeles County and 9% of adults in Ventura County have been diagnosed with diabetes, in line with state benchmarks and slightly higher than the national benchmark of 7%. 23.1% of older Californians over the age of 65 have diabetes.

Source: Center for Disease Control and Prevention. California Diabetes ABC Profile.

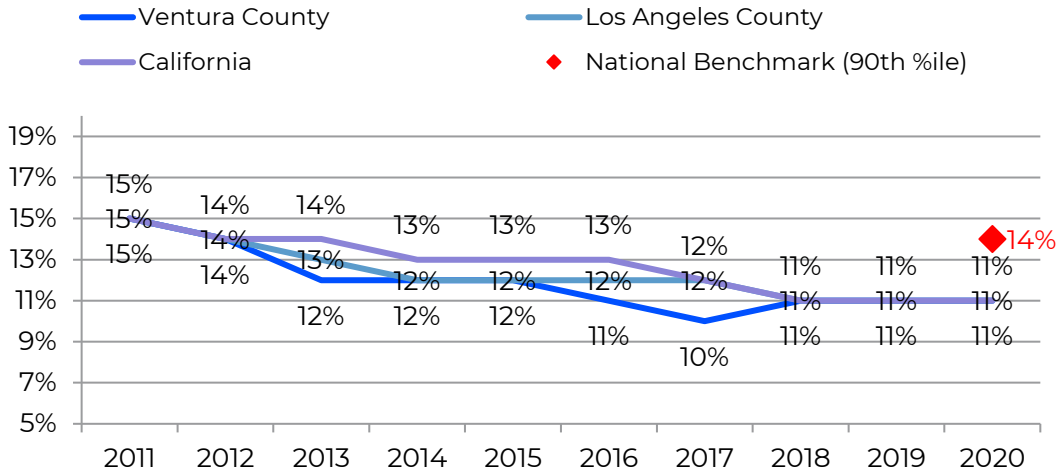
### Diabetes Prevalence - Percentage of adults aged 20 and above with diagnosed diabetes.



## ADULT SMOKING

Cigarette smoking causes various cancers, cardiovascular disease, and respiratory conditions, as well as other adverse health outcomes. Measuring the prevalence of tobacco use in the population can alert communities to potential adverse health outcomes and can be valuable for assessing the need for cessation programs or the effectiveness of existing programs. Adult smoking rates in Los Angeles and Ventura County have remained stagnant over the past three years at the state benchmark rate of 11%, which is 3% lower than the national benchmark of 14%.

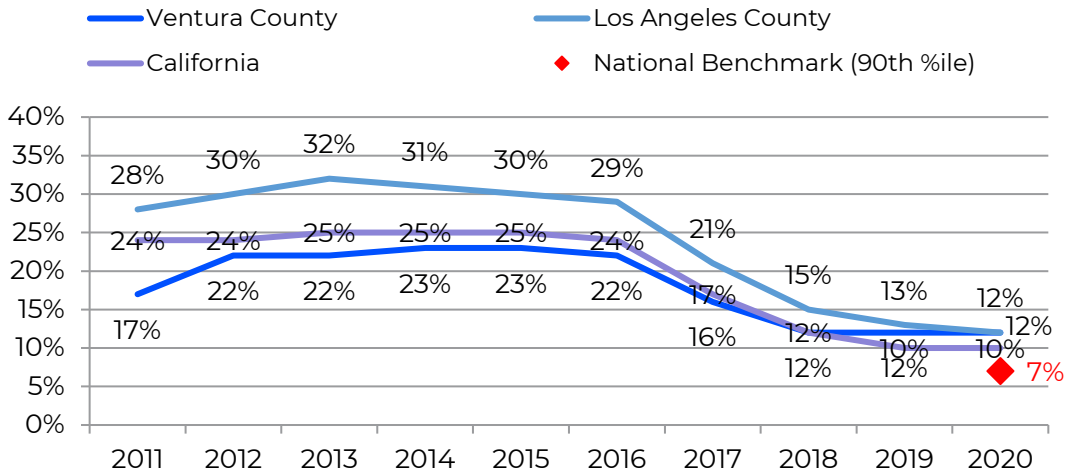
**Adult smoking - Percent of adults that report smoking >= 100 cigarettes and currently smoking**



## INSURANCE

Individuals without health insurance often forego care due to high cost, which can lead to a higher prevalence of chronic conditions. The goal of the Affordable Care Act, which took effect in 2014, was to lower the rate of uninsured persons and thereby reduce the negative health consequences stemming from lack of affordable health insurance. The uninsured rate in Los Angeles and Ventura County was 12% in 2020, slightly above the state benchmark of 10% and significantly higher than the national benchmark of 7%.

**Uninsured adults - Percent of adults under age 65 without health insurance**

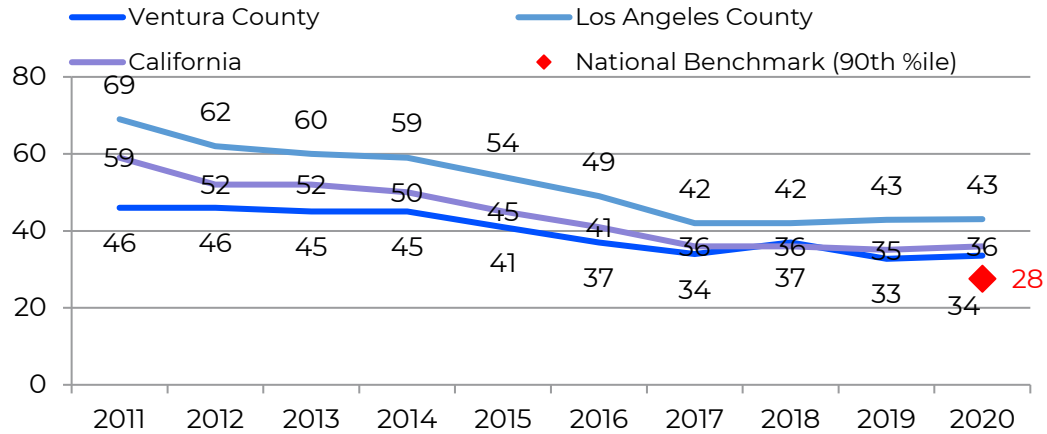




## PREVENTABLE HOSPITAL STAYS

Hospitalization for diagnoses treatable in outpatient settings suggests that outpatient care is inaccessible, or that the quality of care provided in the outpatient setting was less than ideal. As such, the measure may represent whether the community has the tendency to overuse hospitals as a main source of care. Research indicates that up to 40% of hospitalizations of older adults with chronic disease are preventable, and Los Angeles County has the highest rate of preventable hospital stays in the service area, at 43 per 1,000 Medicare enrollees.

**Preventable hospital stays - Rate for ambulatory-care sensitive conditions per 1,000 Medicare enrollees**

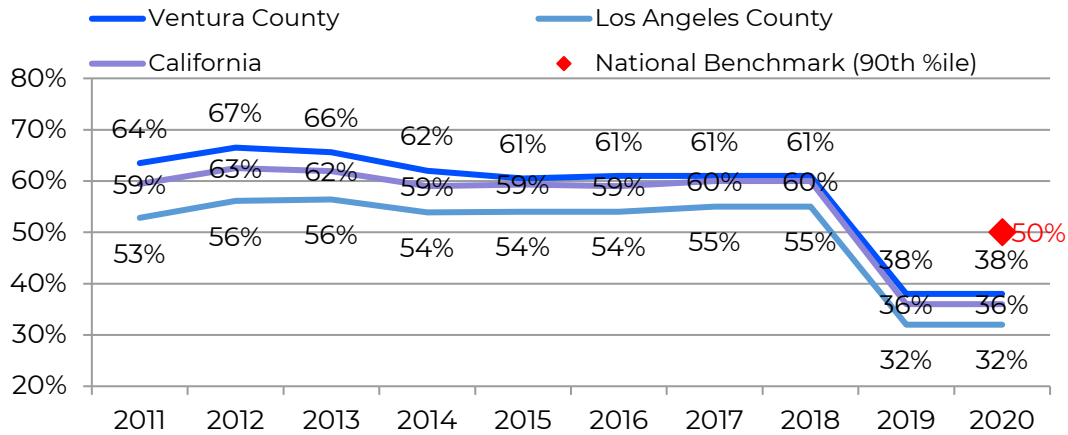


\* In 2019, the numbers were based on the rate of hospital stays for ambulatory-care sensitive conditions per 100,000 Medicare enrollees. In previous years, the numbers were based on the rate of hospital stays for ambulatory-care sensitive conditions per 1,000 Medicare enrollees. 2019 and 2020 rates have been standardized to the per 1,000 Medicare enrollees rate.

## MAMMOGRAPHY SCREENING

Screening rates for potential health issues is a major indicator of future health issues within a community, while also indicating the focus on preventative health at a regional level. Los Angeles County has a mammography screening rate of 32%, 18% lower than national benchmarks. Ventura County's mammography screening rate is slightly better than state benchmarks (38% versus 36%), but still falls below national trends.

**Mammography screening - Percent of female Medicare enrollees that receive mammography screening**



\* In 2019, the way that mammography screening is measured changed from previous years. Mammography screening is currently based on the percentage of female Medicare enrollees ages 65-74 that received an annual mammography screening. In prior years, it was based on the percentage of female Medicare enrollees ages 67-69 that received mammography screening. An increase in the age range assessed for mammography screening rates likely contributed to the sharp decline in screening observed in 2019.

## 4. Existing Healthcare and

# Community Resources

Community asset mapping is an important aspect of the CHNA. The community assets and resources provided in this document help meet the needs of the communities in the JEKMC service area. Each of the following community-based organizations can work in partnership with health and social service providers to take a collaborative action to address the identified health needs.

### Hospitals

AGENCY	ADDRESS	CITY	ZIP	TELEPHONE
Encino Hospital Medical Center	16237 Ventura Blvd,	Encino	91436	818-995-5000
Kaiser Permanente Panorama City Medical Center	13651 Willard St,	Panorama City	91402	818-375-2000
Kaiser Permanente Woodland Hills Medical Center	5601 De Soto Ave,	Woodland Hills	91367	818-719-2000
Los Angeles County Olive View / UCLA Medical Center	14445 Olive View Dr,	Sylmar	91342	818-364-1555
Mission Community Hospital	14850 Roscoe Blvd,	Panorama City	91402	818-787-2222
Pacifica Hospital of the Valley	9449 San Fernando Rd,	Sun Valley	91352	818-767-3310
Providence Holy Cross Medical Center	15031 Rinaldi St,	Mission Hills	91345	818-365-8051
Providence Cedars-Sinai Tarzana Medical Center	18321 Clark St,	Tarzana	91356	818-881-0800
Sherman Oaks Hospital and Burn Center	4929 Van Nuys Blvd,	Sherman Oaks	91403	818-981-7111 818-904-4580
Valley Presbyterian Hospital	15107 Vanowen St,	Van Nuys	91405	818-782-6600
West Hills Hospital and Medical Center	7300 Medical Center Dr,	West Hills	91307	818-676-4000

# Clinics

AGENCY	ADDRESS	CITY	ZIP	TELEPHONE
Comprehensive Community Health Centers, Inc.	12157 Victory Blvd,	North Hollywood	91606	818-755-8000
Del Carmen Medical Center	19234 Vanowen St,	Reseda	91335	818-705-1157
Department of Public Social Services East Valley	14545 Lanark St,	Panorama City	91402	818-901-4120
Facey Medical Group – Mission Hills	11333 N. Sepulveda Blvd,	Mission Hills	91345	818-365-9531
Facey Medical Group – Northridge	9111 Corbin Ave,	Northridge	91324	818-743-5700
Facey Medical Group – Porter Ranch Plaza	19950 Rinaldi St, Ste #1	Porter Ranch	91326	818-403-2400
Levy-Kime Geriatric Community Clinic	7150 Tampa Ave,	Reseda	91335	818-774-3000
Medicina Familiar	13500 Van Nuys. Blvd,	Pacoima	91331	818-896-2999
Meet Each Need With Dignity (MEND)	10641 N San Fernando Rd,	Pacoima	91331	818-686-7300
Mid-Valley Comprehensive Health Center – LAC DHS	7515 Van Nuys Blvd,	Van Nuys	91405	818-627-3000
Mission City Community Network, Inc. – Main Office	15206 W Parthenia St,	North Hills	91343	818-895-3100
Mission City Community Network, Inc. – Mission Hills	10200 Sepulveda Blvd, #300A	Mission Hills	91345	818-895-3100
Mission City Community Network, Inc. – Northridge	8363 Reseda Blvd, Ste. 11	Northridge	91324	818-895-3100
Mission City Community Network, Inc. – Pacoima	9919 Laurel Canyon Blvd,	Pacoima	91331	818-895-3100
NEVHC – Canoga Park Health Center	7107 Remmet Ave,	Canoga Park	91303	818-340-3570
NEVHC – Homeless Health Care	7843 Lankershim Blvd,	North Hollywood	91605	818-826-5555
NEVHC – L.A. Mission College	13356 Eldridge Ave,	Sylmar	91342	818-362-6182
NEVHC – Mobile Medical Clinic	Mobile Clinic			818-270-9500
NEVHC – Pacoima Health Center	12756 Van Nuys Blvd,	Pacoima	91331	818-896-0531
NEVHC – San Fernando Health Center	1600 San Fernando Rd,	San Fernando	91340	818-365-8086
NEVHC – Sun Valley Health Center	7223 N. Fair Ave,	Sun Valley	91352	818-432-4400
NEVHC – Teen Health Center	11051 N O’Melveny Ave,	San Fernando	91340	818-365-7517
NEVHC – Van Nuys Pediatric Health Center	7138 Van Nuys Blvd,	Van Nuys	91405	818-778-6240
San Fernando Health Center – LAC DHS	1212 Pico St,	San Fernando	91340	818-627-4777
Santa Clarita Medical and Mental Health Services	24625 Arch St,	Newhall	91321	661-288-2644
Tarzana Treatment Centers – Tarzana	18646 Oxnard St,	Tarzana	91356	888-777-8565
Tarzana Treatment Centers – Reseda	7101 Baird Ave,	Reseda	91335	818-342-5897
Tarzana Treatment Centers – Northridge	8330 Reseda Blvd,	Northridge	91324	818-534-1820
Therapeutic Living Centers for the Blind Inc.	7915 Lindley Ave,	Reseda	91335	818-708-1740
Valley Community Healthcare – North Hollywood Center	6801 Coldwater Canyon Blvd,	North Hollywood	91605	818-763-7231

Van Nuys Medical and Mental Health Services	6265 Sepulveda Blvd, Suite 9-10	Van Nuys	91411	818-779-0555
---	---------------------------------	----------	-------	--------------

## Adults School and Career Education

<b>AGENCY</b>	<b>ADDRESS</b>	<b>CITY</b>	<b>ZIP</b>	<b>TELEPHONE</b>
Burbank Adult School	3811 W Allan Ave,	Burbank	91505	
El Camino Real Community Adult School	5440 Valley Circle Blvd,	Woodland Hills	91367	818-595-8000
Hughes Adult Learning Center	5607 Capistrano Ave,	Woodland Hills	91367	818-587-4335
North Valley Occupational Center	11450 Sharp Ave,	Mission Hills	91345	818-256-1400
Reseda Community Adult School	18230 Kittridge St,	Reseda	91335	818-343-1977
Van Nuys Community Adult School	6535 Cedros Ave,	Van Nuys	91411	818-778-6000
West Valley Occupational Center	6200 Winnetka Ave,	Woodland Hills	91367	818-346-3540

## Asthma

<b>AGENCY</b>	<b>ADDRESS</b>	<b>CITY</b>	<b>ZIP</b>	<b>TELEPHONE</b>
Allergy & Asthma Relief Experts – Granada Hills	10515 Balboa Blvd., #390	Granada Hills	91344	818-366-8112
Allergy and Asthma Institute - Valley	12660 Riverside Dr., #325	Studio City	91607	818-769-5998
Allergy and Asthma Institute – West Hills	7230 Medical Center Dr., Ste. 602	West Hills	91307	818-769-5998

## Cancer Screenings and Information

<b>AGENCY</b>	<b>ADDRESS</b>	<b>CITY</b>	<b>ZIP</b>	<b>TELEPHONE</b>
American Cancer Society	4940 Van Nuys Blvd,	Sherman Oaks	91403	800-277-2345
Circle of Hope Inc.	23033 Lyons Ave, Ste. 3	Newhall	91321	661-254-5218
Elysia Skye Breast Cancer Organization				888-592-3767
Leavey Cancer Center	18300 Roscoe Blvd,	Northridge	91325	818-885-5431
Mid Valley Comprehensive Health Center – LAC DHS	7515 Van Nuys Blvd,	Van Nuys	91405	818-627-3000

NEVHC – San Fernando Health Center	1600 San Fernando Rd,	San Fernando	91340	818-365-8086
NEVHC – Sun Valley Clinic	7223 Fair Ave,	Sun Valley	91352	818-432-4400
San Fernando Health Center – LAC DHS	1212 Pico St,	San Fernando	91340	818-837-6969
Tarzana Treatment Centers - Tarzana	18646 Oxnard St,	Tarzana	91356	800-996-1051
Tarzana Treatment Centers – Northridge	8330 Reseda Blvd,	Northridge	91324	818-534-1820
Valley Community Healthcare – North Hollywood Center	6801 Coldwater Canyon Blvd,	North Hollywood	91605	818-763-7231
WeSpark Cancer Support Center	14724 Ventura Blvd,	Sherman Oaks	91403	818-906-3022

## Community Organizations

AGENCY	ADDRESS	CITY	ZIP	TELEPHONE
Activities Recreation & Care (ARC)	6456 Whitsett Ave,	North Hollywood	91606	818-762-4365
American Cancer Society	4940 Van Nuys Blvd,	Sherman Oaks	91403	800-277-2345
Build Rehabilitation Industries	12432 Foothill Blvd,	Sylmar	91342	818-898-0020
Build WorkSource	9207 Eton Ave,	Chatsworth	91311	818-701-9800
Chrysalis – San Fernando Valley	13545 Van Nuys Blvd, #1	Pacoima	91331	818-794-4200
Chrysalis – Los Angeles	522 S Main St,	Los Angeles	90013	213-806-6300
Chrysalis at DOORS	3965 S Vermont Ave, 3 <sup>rd</sup> Floor	Los Angeles	90037	323-730-4442
Community Enhancement Services (CES)	16743 Schoenborn St,	North Hills	91343	818-895-8529
Field Capable Clinical Services for Older Adults – Los Angeles County	550 S Vermont, 12 <sup>th</sup> Floor	Los Angeles	90020	818-598-6900
Full-Service Partnerships for Older Adults – Los Angeles County	550 S Vermont, 12 <sup>th</sup> Floor	Los Angeles	90020	213-738-2327 213-738-2127 213-738-2336
Haven Hills	7112 Owensmouth Ave,	Canoga Park	91303	818-887-6589
International Institute of Los Angeles	3845 Selif Place,	Los Angeles	90031	323-224-3800
Joni and Friends	30009 Ladyface Ct,	Agoura Hills	91301	818-707-5664
L.A. Family Housing	7843 Lankershim Blvd,	North Hollywood	91605	818-982-4091
My Gym Foundation	15300 Ventura Blvd, Ste. 523	Sherman Oaks	91403	818-907-6966
Neighborhood Legal Services – Pacoima	13327 Van Nuys Blvd,	Pacoima	91311	818-485-0913
New Economics for Women	21400 Saticoy St, 2 <sup>nd</sup> Floor	Canoga Park	91304	818-887-3872

# Community Organizations

AGENCY	ADDRESS	CITY	ZIP	TELEPHONE
New Horizons	15725 Parthenia St,	North Hills	91343	818-894-9301
Old Town Newhall Association	24336 Main St,	Newhall	91321	661-253-0730
ONEgeneration Adult Daycare and Childcare	17400 Victory Blvd,	Van Nuys	91406	818-705-2345
ONEgeneration Senior Enrichment Center	18255 Victory Blvd,	Reseda	91335	818-705-2345
Operation Gratitude	9409 Owensmouth Ave,	Chatsworth	91311	818-960-7878
Pacoima Beautiful	13520 Van Nuys Blvd, #200	Pacoima	91331	818-899-2454
Partners in Care Foundation	732 Mott St, Ste.150	San Fernando	91340	818-837-3775
Partnership for Prescription Assistance				888-477-2669
Pleasantview Industries Inc.	27921 Urbandale Ave,	Santa Clarita	91350	661-296-6700
Project GRAD Los Angeles	10200 Sepulveda Blvd, Ste. 255	Mission Hills	91345	818-810-5034
Project SAFE - The Help Group Administration				818-947-5514
Pueblo y Salud Inc.	1024 N Maclay Ave,	San Fernando	91340	818-837-2272
Ride On L.A.	10860 Topanga Canyon Blvd,	Chatsworth	91311	818-700-2971
Santa Clarita Valley Community Center	26111 Bouquet Canyon Rd,	Santa Clarita	91350	661-254-0070
Special Olympics Southern California – Central Division North	24779 Valley St,	Santa Clarita	91321	661-253-2121
The Church on the Way	14300 Sherman Way,	Van Nuys	91405	818-779-8000
The Valley Economic Alliance	5121 Van Nuys Blvd,	Sherman Oaks	91403	818-379-7000
Topanga Station Boosters	21501 Schoenborn St,	Canoga Park	91304	818-756-4800
UCP Wheels for Humanity	9509 Vassar Ave, Unit A	Chatsworth	91311	818-255-0100
United Cerebral Palsy of Los Angeles, Ventura and Santa Barbara Counties	6430 Independence Ave,	Woodland Hills	91367	818-782-2211
Valley Industry & Commerce Association (VICA)	16600 Sherman Way, Ste. 170	Van Nuys	91406	818-817-0545
Valley Intercommunity Council	13300 Victory Blvd, #354	Van Nuys	91401	818-880-4842
Valley Village	20830 Sherman Way,	Winnetka	91306	818-587-9450
Volunteer Center of Los Angeles	8134 Van Nuys Blvd, #200	Panorama City	91402	
Volunteers of America – Greater Los Angeles	3600 Wilshire Blvd, Ste. 1500	Los Angeles	90010	2123-389-1500
Zonta Club of Santa Clarita Valley	23642 Lyons Ave, #220117	Santa Clarita	91322	661-252-9351

## County of Los Angeles Departments

AGENCY	ADDRESS	CITY	ZIP	TELEPHONE
LAC Department of Public Social Services (DPSS) – San Fernando	9188 Glenoaks Blvd,	Sun Valley	91352	818-701-8200
LAC Department of Public Social Services (DPSS) – West Valley	21415-21615 Plummer St,	Chatsworth	91311	818-701-8200
Los Angeles County Services Information Line				211

## Crisis Assistance Prevention

AGENCY	ADDRESS	CITY	ZIP	TELEPHONE
American Red Cross – Los Angeles Region	1450 S Central Ave,	Los Angeles	90021	310-445-9900
County of Los Angeles Dept. of Mental Health (LAC DMH) West Valley Mental Health	20151 Nordhoff St,	Chatsworth	91311	818-407-3200
El Centro De Amistad – East Valley Office	566 S. Brand Blvd,	San Fernando	91342	818-898-0223
El Centro De Amistad – West Valley Office	6800 Owensmouth Ave,	Canoga Park	91303	818-347-8565
Los Angeles County Department of Health Services – San Fernando Health Center	1212 Pico St,	San Fernando	91340	818-627-4777
Los Angeles Police Department Foothill Jeopardy Center	6015 Woodman Ave,	Van Nuys	91401	818-756-9802
Strength United	14651 Oxnard St,	Van Nuys	91411	818-787-9700
Tarzana Treatment Centers – Tarzana	18646 Oxnard St,	Tarzana	91356	888-777-8565
Tarzana Treatment Centers – Tarzana	18700 Oxnard St,	Tarzana	91356	818-654-3950
Tarzana Treatment Centers – Reseda	7101 Baird Ave,	Reseda	91335	818-342-5897
Tarzana Treatment Centers – Northridge	8330 Reseda Blvd,	Northridge	91324	818-534-1820
The Los Angeles Police Department Foothill Police Station	12760 Osborne St,	Pacoima	91331	818-756-8866
Therapeutic Living Centers for the Blind	7915 Lindley Ave,	Reseda	91335	818-708-1740
Valley Center for Prevention of Family Violence	6850 Van Nuys Blvd, #202	Van Nuys	91405	818-786-2079
Valley Center for Prevention of Family Violence	21044 Sherman Way, #234	Canoga Park	91303	818-883-2132



## Dental Programs

AGENCY	ADDRESS	CITY	ZIP	TELEPHONE
Comprehensive Community Center - North Hollywood	12157 Victory Blvd,	North Hollywood	91606	818-755-8000
PivoSmiles: Jonathan Pivo, DDS	12849 Magnolia Blvd,	Valley Village	91607	818-766-3777
Meet Each Need With Dignity (MEND)	10641 N San Fernando Rd,	Pacoima	91331	818-686-7300
Mid Valley Comprehensive Health Center - LAC DHS	7515 Van Nuys Blvd,	Van Nuys	91405	818-627-3000
Northridge Advanced Dentistry	8954 Reseda Blvd,	Northridge	91324	818-701-3010
NEVHC - Sun Valley Dental Clinic	7223 Fair Ave,	Sun Valley	91352	818-432-4400
NEVHC - San Fernando Dental Clinic	1600 San Fernando Rd,	San Fernando	91340	818-365-8086
San Fernando Valley Dental Society	9205 Alabama Ave, Ste. B	Chatsworth	91311	818-576-0116
San Fernando Community Health Center	732 Mott St, Ste. 110	San Fernando	91340	818-963-5690
Saticoy Plaza Dentistry	17214 Saticoy St,	Van Nuys	91406	818-708-9889
Valley Community Healthcare - North Hollywood Center	6801 Coldwater Canyon Blvd,	North Hollywood	91605	818-763-7231

## Diabetes Resources

AGENCY	ADDRESS	CITY	ZIP	TELEPHONE
Mid Valley Comprehensive Health Center - Diabetes Classes	7515 Van Nuys Blvd,	Van Nuys	91405	818-627-3000
Mission Community Hospital - San Fernando Campus For Health and Education (Diabetes Teaching Kitchen)	732 Mott Street, Ste. 100	San Fernando	92340	818-361-0428
NEVHC - San Fernando Health Center	1600 San Fernando Rd,	San Fernando	91340	818-365-8086
Valley Community Healthcare - North Hollywood Center	6801 Coldwater Canyon Blvd,	North Hollywood	91605	818-763-7231

## Domestic Violence

AGENCY	ADDRESS	CITY	ZIP	TELEPHONE
Child & Family Center	21545 Centre Pointe Pkwy,	Santa Clarita	91350	661-259-9439
Counseling West	4419 Van Nuys Blvd, Ste. 310	Sherman Oaks	91403	818-990-9898
Domestic Abuse Center	8817 Reseda Blvd., Ste. C	Northridge	91324	818-772-0176
Family Violence Project of Jewish Family Services	13949 Ventura Blvd, Ste. 320	Sherman Oaks	91412	818-505-0900
Haven Hills	7112 Owensmouth Ave,	Canoga Park	91303	818-887-6589
Jewish Family Services of Los Angeles – Sova Valley	16439 Vanowen St,	Van Nuys	91406	818-988-7682
National Domestic Violence Hotline				800-799-7233
Tarzana Treatment Centers - Tarzana	18646 Oxnard St,	Tarzana	91356	888-777-8565
Tarzana Treatment Centers - Tarzana	18700 Oxnard St,	Tarzana	91356	818-654-3950
Tarzana Treatment Centers – Reseda	7101 Baird Ave,	Reseda	91335	818-342-5897
Valley Center for Prevention of Family Violence	6850 Van Nuys Blvd, #202	Van Nuys	91405	818-786-2079
Valley Center for Prevention of Family Violence	21044 Sherman Way, #234	Canoga Park	91303	818-883-2132
Valley Family Center	302 S Brand Blvd,	San Fernando	91340	818-365-8588
Strength United	14651 Oxnard St,	Van Nuys	91411	818-787-9700

## Drug and Alcohol Recovery Programs

AGENCY	ADDRESS	CITY	ZIP	TELEPHONE
AA Alcoholics Anonymous San Fernando Valley Central Office	16132 Sherman Way	Van Nuys	91406	818-988-3001
Cocaine Anonymous				818-760-8402
CRI Help – Pfleger Outpatient Center	8330 Lankershim Blvd,	North Hollywood	91605	818-985-8323
Crosspointe Recovery	14888 Valley Vista Blvd,	Sherman Oaks	91403	1-818-414-9438
El Dorado Community Service Center	24625 Arch St,	Newhall	91321	661-288-2644
El Nido Family Centers – Pacoima	11243 Glenoaks Blvd,	Pacoima	91331	818-896-7776
El Sereno Manor Sylmar Health and Rehabilitation Center	12220 Foothill Blvd,	Sylmar	91342	818-834-5082 ext. 118

I-ADARP - Drug and Substance Abuse Programs	8330 Lankershim Blvd,	North Hollywood	91605	818-994-7454 818-361-1211
NEVHC - Drug and Alcohol Recovery Programs	DUI, Drug and Alcohol, Smoking Cessation Programs			818-365-2571 818-270-9508
The Teen Project	8140 Sunland Blvd,	Sun Valley	91352	818-582-8832
Phoenix House	11600 Eldridge Ave,	Lake View Terrace	91342	818-686-3000
Pueblo Y Salud, Inc.	10224 N Maclay Ave, M-13	San Fernando	91340	818-837-2272
San Fernando Valley Partnership	1131 Celis St,	San Fernando	91340	818-837-7767
National Drug Abuse Hotline				800-943-0566
Los Angeles County Drug Treatment Resource Hotline				800-564-6600
Restore Health and Wellness Center	19422 Lassen St,	Northridge	91324	888-519-1570
Tarzana Treatment Centers - Tarzana	18646 Oxnard St,	Tarzana	91356	888-777-8565
Tarzana Treatment Centers - Tarzana	18700 Oxnard St,	Tarzana	91356	818-654-3950
Tarzana Treatment Centers - Reseda	7101 Baird Ave,	Reseda	91335	818-342-5897
Triumph Recovery	13252 W Magnolia Blvd,	Sherman Oaks	91423	818-736-9891
Warner Park Recovery Center	5855 CA-27, #150	Woodland Hills	91367	1-866-623-6905

## Emergency Assistance and Basic Needs

AGENCY	ADDRESS	CITY	ZIP	TELEPHONE
American Red Cross - Los Angeles Region	1450 S Central Ave,	Los Angeles	90021	310-445-9900
LA County Dept. of Public Social Services - East Valley	14545 Lanark St,	Panorama City	91402	818-901-4101
LA County Dept. of Public Social Services - West Valley	21415 Plummer St,	Chatsworth	91311	818-701-8200
Guadalupe Community Center	21600 Hart St,	Canoga Park	91303	213-251-3549
Meet Each Need With Dignity (MEND)	10641 N San Fernando Rd,	Pacoima	91331	818-686-7300
North Valley Caring Services	15435 Rayen St,	North Hills	91343	818-891-0481
Salvation Army	14917 Victory Blvd,	Van Nuys	91411	818-781-5739

## Employment and Job Training

AGENCY	ADDRESS	CITY	ZIP	TELEPHONE
Build Worksource	9207 Eton Ave,	Chatsworth	91311	818-701-9800
Canoga Park WorkSource Center	21010 Vanowen St,	Canoga Park	91303	818-596-4448
Center for Living and Learning	14549 Archwood St, #221	Van Nuys	91405	818-781-1073
Chatsworth WorkSource Center	9207 Eton Ave,	Chatsworth	91311	818-701-9800
Chrysalis – San Fernando Valley	13545 Van Nuys Blvd, #1	Pacoima	91331	818-794-4200
Chrysalis – Los Angeles	522 S Main St,	Los Angeles	90013	213-806-6300
Chrysalis at DOORS	3965 S Vermont Ave, 3 <sup>rd</sup> Floor	Los Angeles	90037	323-730-4442
El Camino Real Community Adult School	5440 Valley Circle Blvd,	Woodland Hills	91367	818-595-8000
Employment Development Department	11623 Glenoaks Blvd,	Pacoima	91331	818-890-9400
Goodwill	14760 Ventura Blvd,	Sherman Oaks	91403	818-990-0421
Loaves & Fishes II - Van Nuys	14640 Keswick St,	Van Nuys	91405	818-997-0943
Meet Each Need With Dignity (MEND)	10641 N San Fernando Rd,	Pacoima	91331	818-686-7300
North Valley Occupational Center (LAUSD)	11450 Sharp Ave,	Mission Hills	91345	818-256-1400
Pleasantview Industries Inc.	27921 Urbandale Ave,	Santa Clarita	91350	661-296-6700
West Valley Occupational Center (LAUSD)	6200 Winnetka Ave,	Woodland Hills	91367	818-346-3540

## Food and Clothing Programs

AGENCY	ADDRESS	CITY	ZIP	TELEPHONE
APLA Food Bank	7336 Bellaire Ave,	North Hollywood	91605	818-255-0080
Cornerstone Christian Ministry	11449 Sproule Ave,	Pacoima	91331	818-993-2988
El Centro de Amistad	566 South Brand Blvd,	San Fernando	91340	818-898-0223
Family Rescue Center	22103 Vanowen St,	Canoga Park	91303	818-884-7587
Fish of the West Valley (Congregational Church)	20440 Lassen St,	Chatsworth	91311	818-882-3474
Guadalupe Community Center	21600 Hart St,	Canoga Park	91303	213-251-3549
Hope of the Valley Rescue Mission	11076 Norris Ave,	Pacoima	91331	818-392-0020
Loaves and Fishes II	14640 Keswick St,	Van Nuys	91405	818-997-0943
Manna From Heaven (Valley Vineyard) – Valley Food Bank	6642 Reseda Blvd,	Reseda	91335	818-343-3626

Meet Each Need With Dignity (MEND)	10641 N San Fernando Rd,	Pacoima	91331	818-686-7300
North Valley Caring Services	15435 Rayen St,	North Hills	91343	818-891-0481
Our Lady of Peace Catholic Church	15444 Nordhoff,	North Hills	91343	818-894-1776
Our Lady of The Holy Rosary Parish	7800 Vineland Ave,	Sun Valley	91352	818-765-3350
Panorama Baptist Church of Pacoima Valley Food Bank	8767 Woodman Ave,	Pacoima	91331	818-894-2281
Redeemer Lutheran Outreach	20025 Chase St,	Winnetka	91306	818-341-1629
Rock of the Valley – Church of Christ in God – Valley Food Bank	7722 Kester Ave,	Van Nuys	91405	818-781-4156
Salvation Army Corps Community Center - San Fernando Valley	14917 Victory Blvd,	Van Nuys	91411	818-781-5739
San Fernando Rescue Mission	8756 Canby Ave,	Northridge	91325	818-785-4476
San Fernando Valley Japanese - American Community Center	12953 Branford St,	Pacoima	91331	818-899-1989
Santa Clarita Valley Food Pantry	24133 Railroad Ave,	Newhall	91231	661-255-5001
SOVA Food Pantry - Valley	16439 Vanowen St,	Van Nuys	91406	818-988-7682
St. Didacus Church Parish Center	14337 Astoria St,	Sylmar	91342	818-3676181
St. Elizabeth Parish – Van Nuys	6641 Cendros Ave,	Van Nuys	91405	818-779-1756
St. Ferdinand Outreach Center	1109 Coronel St,	San Fernando	91340	818-365-3194
The New Friends Homeless Feeding Shelter	5650 Shoup Ave,	Woodland Hills	91367	818-887-1109
Tujunga United Methodist	9901 Tujunga Canyon Blvd,	Tujunga	91402	818-352-1481
Valley Food Bank	12701 Van Nuys Blvd, Ste. A	Pacoima	91331	818-510-4140
Valley Interfaith Council	10824 Topanga Canyon Blvd, #7	Chatsworth	91311	818-718-6460
Volunteer League – Centre Clothes Corner	14603 Hamlin St,	Van Nuys	91411	818-785-4134
West Valley Food Pantry	5700 Rudnick Ave,	Woodland Hills	91367	818-346-5554
WIC Program (Women, Infants, and Children)	21013 Sherman Way,	Canoga Park	91303	818-361-7541
Women’s Care Cottage	6040 Vineland Ave,	North Hollywood	91606	818-753-4580

## Heart Disease Resources

AGENCY	ADDRESS	CITY	ZIP	TELEPHONE
American Heart Association	816 S Figueroa St,	Los Angeles	90017	213-291-7000
Right at Home-Sherman Oaks	5121 Van Nuys Blvd, Ste. 204	Sherman Oaks	91403	818-235-1400

## HIV Resources

AGENCY	ADDRESS	CITY	ZIP	TELEPHONE
AHF Healthcare Center – Valley	4940 Van Nuys Blvd, Ste. 200	Sherman Oaks	91403	818-380-2626
LAC DHS - Olive View UCLA Medical Center and Health Center	14445 Olive View Dr,	Sylmar	91342	747-210-3000
Los Angeles Mission College-Student Health Center	13356 Eldridge Ave,	Sylmar	91342	818-364-7600
Mid Valley Comprehensive Health Center – LAC DHS	7515 Van Nuys Blvd,	Van Nuys	91405	818-627-3000
NEVHC – San Fernando Health Center	1600 San Fernando Rd,	San Fernando	91340	818-270-9777
San Fernando Health Clinic – LAC DHS	1212 Pico St,	San Fernando	91340	818-627-4777
Tarzana Treatment – Transitional Housing for Parolees with HIV/ AIDS - Reseda	7101 Baird Ave,	Reseda	91335	818-342-5897
Tarzana Treatment Centers - Tarzana	18646 Oxnard St,	Tarzana	91356	888-777-8565
Tarzana Treatment Center - Northridge	8330 Reseda Blvd,	Northridge	91324	818-534-1820
Tarzana Treatment Centers - Tarzana	18700 Oxnard St,	Tarzana	91356	818-654-3950
Valley Community Healthcare – North Hollywood Center	6801 Coldwater Canyon Blvd,	North Hollywood	91605	818-763-7231

## Homeless Services and Shelters

AGENCY	ADDRESS	CITY	ZIP	TELEPHONE
Northeast Valley Health Corporation – Corporate – 5 <sup>th</sup> Street	531 5th St, Ste. A	San Fernando	91340	818-898-1388
LAC Department of Public Social Services (DPSS) – San Fernando	9188 Glenoaks Blvd,	Sun Valley	91352	818-701-8200
Eliza Shanks Home, Inc.	13055 Weidner St,	Pacoima	91331	818-335-1233
Jewish Family Services of Los Angeles - Family Violence Project	3580 Wilshire Blvd, Ste. 700	Los Angeles	90010	323-761-8800
L.A. Family Housing	7843 Lankershim Blvd,	North Hollywood	91605	818-982-0491
Meet Each Need With Dignity (MEND)	10641 N San Fernando Rd,	Pacoima	91331	818-686-7300

NEHHC – Homeless Health Care Services	6551 Van Nuys Blvd	Van Nuys	91401	818-765-8656
NEVHC – San Fernando Health Clinic	1600 San Fernando Rd,	San Fernando	91340	818-270-9777
San Fernando Valley Rescue Mission	8756 Canby Ave,	Northridge	91325	818-785-4476
Tarzana Treatment Centers - Tarzana	18646 Oxnard St,	Tarzana	91356	888-777-8565
Tarzana Treatment Centers	7101 Baird Ave,	Reseda	91335	818-342-5897
Valley Interfaith Council	10824 Topanga Canyon Blvd., #7	Chatsworth	91311	818-718-6460

## Housing

AGENCY	ADDRESS	CITY	ZIP	TELEPHONE
Concepts for Living: Senior Assisted Living	6351 Owensmouth Ave,	Woodland Hills	91367	818-340-7272
Department of Public Social Services - Cal Works, West Valley	21415 Plummer St,	Chatsworth	91311	818-718-5000 818-718-5216
Fair Housing Council	8134 Van Nuys Blvd., #206	Panorama City	91402	818-373-1185
Habitat for Humanity San Fernando/Santa Clarita	21031 Ventura Blvd., #610	Woodlands Hills	91364	818-884-8808
L.A. Family Housing	7843 Lankershim Blvd,	North Hollywood	91605	818-982-4091
Neighborhood Legal Services	13327 Van Nuys Blvd,	Pacoima	91331	818-896-5211
New Horizons Housing and Independent Living	15725 Parthenia St,	North Hills	91343	818-894-9301
Tarzana Treatment Centers - Tarzana	18646 Oxnard St,	Tarzana	91356	888-777-8565
Tarzana Treatment Centers - Reseda	7101 Baird Ave,	Reseda	91335	818-342-5897
United Cerebral Palsy of Los Angeles, Ventura and Santa Barbara Counties	6430 Independence Ave,	Woodland Hills	91367	818-782-2211

## Legal Assistance

AGENCY	ADDRESS	CITY	ZIP	TELEPHONE
Los Angeles County Public Defender – San Fernando	900 3rd St, 2nd Floor,	San Fernando	91340	818-898-2440
Los Angeles County Public Defender - Sylmar	16350 Filbert St,	Sylmar	91342	818-364-2133

Neighborhood Legal Services - San Fernando Valley	13327 Van Nuys,	Pacoima	91331	800-433-6251
San Fernando Valley Bar Association	20750 Ventura Blvd, Ste. 140	Woodland Hills	91364	818-227-0490
Tarzana Treatment Centers - Tarzana	18646 Oxnard St,	Tarzana	91356	888-777-8565
Tarzana Treatment Centers - Tarzana	18700 Oxnard St,	Tarzana	91356	818-654-3950
Tarzana Treatment Centers - Reseda	7101 Baird Ave,	Reseda	91335	818-342-5897

## Mental Health Services

AGENCY	ADDRESS	CITY	ZIP	TELEPHONE
31st District PTSA	17445 Cantlay St,	Van Nuys	91406	818-344-3581
ACT Health and Wellness Outpatient Clinic	9003 Reseda Blvd, Ste. 100	Northridge	91324	818-465-9368
Activities Recreation & Care (ARC)	6456 Whitsett Ave,	North Hollywood	91606	818-762-4365
Asian Pacific Counseling and Treatment Center	15350 Sherman Way, Ste. 200	Van Nuys	91406	818-267-1100
Aviva Center	7120 Franklin Ave,	Los Angeles	90046	323-876-0550
BRIDGES TruStart Inc.	6267 Variel Ave, Ste. B	Woodland Hills	91367	818-657-0411
Center for Assault Treatment Services	18300 Roscoe Blvd,	Northridge	91325	818-908-8632
Fresh Start Recovery Services	7334 Topanga Canyon Blvd, #213	Canoga Park	91303	949-734-9254
Center for Individual & Family Counseling	5445 Laurel Canyon Blvd,	North Hollywood	91607	818-761-2227
Child and Family Guidance Center	9650 Zelzah Ave,	Northridge	91325	818-993-9311
Counseling West	4419 Van Nuys Blvd, Ste. 310	Sherman Oaks	91403	818-990-9898
Down Syndrome Association of Los Angeles	14445 Terra Bella St,	Panorama City	91402	818-786-0001
El Centro De Amistad - East Valley	566 S. Brand Blvd,	San Fernando	91340	818-898-0223
El Centro De Amistad - West Valley	6800 Owensmouth Ave, Ste. 310	Canoga Park	91303	818-347-8565
El Nido Services - Pacoima	11243 Glenoaks Blvd,	Pacoima	91331	818-896-7776
El Nido Services - Los Angeles	440 Shatto Place,	Los Angeles	90020	818-830-3646
Family Focus Resource Center - San Fernando Valley	18111 Nordhoff St, E-109	Northridge	91330	818-677-6854
Family Phases Counseling	21243 Ventura Blvd, Ste. 121	Woodland Hills	91364	818-883-9962
Friends of the Family	15350 Sherman Way, #140	Van Nuys	91406	818-988-4430
Field Capable Clinical Services for Older Adults - Los Angeles County	550 S Vermont, 12 <sup>th</sup> Floor	Los Angeles	90020	818-598-6900



Full-Service Partnerships for Older Adults – Los Angeles County	550 S Vermont, 12 <sup>th</sup> Floor	Los Angeles	90020	213-738-2327 213-738-2127 213-738-2336
Hillview Community Mental Health Center	12450 Van Nuys Blvd, Ste. 200	Pacoima	91331	818-896-1161
Hollywood and Vine Recovery Center	19642 Ballinger Street,	Northridge	91324	818-917-8500
Imagination Connection	9667 Natick Ave,	North Hills	91343	818-919-8866
Jewish Big Brothers and Big Sisters	11150 W Olympic Blvd, Ste. 900	Los Angeles	90064	323-761-8675
Jewish Family Service of Los Angeles – Administrative Office	3580 Wilshire Blvd, Ste. 700	Los Angeles	90010	323-761-8800
Jewish Family Services of Los Angeles – SOVA Valley	16439 Vanowen St,	Van Nuys	91406	818-988-7682
Jewish Family Services of Los Angeles – Storefront Senior Center	12821 Victory Blvd,	North Hollywood	91606	818-984-1380
Los Angeles County Department of Mental Health - West Valley Mental Health Center	20151 Nordhoff St,	Chatsworth	91311	818-407-3200
Los Angeles County Department of Mental Health - San Fernando Mental Health Center	10605 Balboa Blvd., Ste. 100	Granada Hills	91344	818-832-2400
Mitchell Family Counseling Clinic	18111 Nordhoff St,	Northridge	91324	818-677-2568
NAMI -San Fernando Valley	20151 Nordhoff St,	Chatsworth	91311	818-994-6747
Narcotics Anonymous World Services	P. O. Box 9999	Van Nuys	91409	818-773-9999
National Council on Alcoholism and Drug Dependence of the San Fernando Valley	6166 Vesper Ave,	Van Nuys	91411	818-997-0414
North Los Angeles County Regional Center – San Fernando Valley	9200 Oakdale Ave, Ste. 100	Chatsworth	91311	818-778-1900
Olive View Community Mental Health Urgent Care Center	14659 Olive View Dr,	Sylmar	91342	818-485-0888
Optimist Youth Homes & Family Services	6957 N Figueroa St,	Los Angeles	90041	323-443-3175
Our House Grief Support Center	21860 Burbank Blvd, Ste. 195	Woodland Hills	91367	818-222-3344
Pacific Asian Counseling Services	8616 La Tijera Blvd, Ste. 200	Los Angeles	90045	310-337-1550
Pacific Lodge Youth Services	4900 Serrania Ave,	Woodland Hills	91364	818-347-1577
Penny Lane Center Headquarters – North Hills	15305 Rayen St,	North Hills	91343	818-892-3243
Phillips Graduate Institute David H. Fox Counseling Center	19900 Plummer St,	Chatsworth	91311	818-386-5699
Phoenix House	11600 Eldridge Ave,	Lake View Terrace	91342	818-686-3000

Prevention and Early Intervention Services – Los Angeles County	550 S Vermont, 12 <sup>th</sup> Floor	Los Angeles	90020	213-738-2305
Mental Wellness Program for Older Adults	550 S Vermont, 12 <sup>th</sup> Floor	Los Angeles	90020	213-738-2315
Ride On L.A.	10860 Topanga Canyon Blvd,	Chatsworth	91311	818-700-2971
SFV Community Mental Health Center Inc.	16360 Roscoe Blvd, 2 <sup>nd</sup> Floor	Van Nuys	91406	818-901-4830
San Fernando Valley Counseling Center	7247 Hayvenhurst Ave, A-8	Van Nuys	91406	818-341-1111
Santa Clarita Valley Mental Health Center	23501 Cinema Dr, Ste. 200 and 210	Valencia	91335	661-288-4800
Sherman Oaks Hospital	4929 Van Nuys Blvd,	Sherman Oaks	91403	818-981-7111
Sherman Oaks Hospital – Multi-Specialty Clinic	4911 Van Nuys Blvd,	Sherman Oaks	91403	818-907-2835
Specialized Health Services, Inc. – Main Office	6350 Lauren Canyon Blvd, Ste. 307	North Hollywood	91606	818-762-3855
Star View Community Services	7601 Canby Ave, Ste. 3	Reseda	91335	818-921-3466
Stirling Behavioral Health Institute	6931 Van Nuys Blvd, Ste. 102	Van Nuys	91405	818-376-0134
Strength United	14651 Oxnard St,	Van Nuys	91411	818-787-9700
Tarzana Treatment Centers - Tarzana	18646 Oxnard St,	Tarzana	91356	888-777-8565
Tarzana Treatment Centers - Tarzana	18700 Oxnard St,	Tarzana	91356	818-654-3950
Tarzana Treatment Centers - Reseda	7101 Baird Ave,	Reseda	91335	818-342-5897
Tarzana Treatment Centers - Northridge	8330 Reseda Blvd,	Northridge	91324	818-534-1820
The Help Group	13130 Burbank Blvd,	Sherman Oaks	91401	818-781-0360
The Village Family Services – Headquarters	6736 Laurel Canyon Blvd, Ste. 200	North Hollywood	91606	818-755-8786
Valley Center for Prevention of Family Violence	6850 Van Nuys Blvd, #202	Van Nuys	91405	818-786-2079
Valley Center for Prevention of Family Violence	20944 Sherman Way, #209	Canoga Park	91303	818-883-2132
Valley Community Healthcare – North Hollywood Center	6801 Coldwater Canyon Blvd,	North Hollywood	91605	818-763-7231
Valley Family Center	302 S. Brand Blvd,	San Fernando	91340	818-365-8588
Valley Women's Center	22110 Roscoe Blvd, Ste.204	Canoga Park	91304	818-713-8700
Veterans Administration Greater L.A Healthcare System - Sepulveda Ambulatory Care Center	16111 Plummer St,	North Hills	91343	818-891-7711
Pacific Asian Counseling Services	6931 Van Nuys Blvd, Ste. 200	Van Nuys	91405	818-989-9214
Warner Park Recovery Center	5855 CA-27, #150	Woodland Hills	91367	1-866-623-6905

# Senior Services

AGENCY	ADDRESS	CITY	ZIP	TELEPHONE
Alicia Broadous Duncan Multipurpose Senior Center	11300 Glenoaks Blvd,	Pacoima	91331	818-834-6100
Bernardi Multipurpose Senior Center Meals on Wheels	6514 Sylmar Ave,	Van Nuys	91406	818-781-1101
Concepts for Living: Senior Assisted Living	6351 Owensmouth Ave,	Woodland Hills	91367	1-800-414-4242
Elder Abuse Hotline				800-992-1660
Field Capable Clinical Services for Older Adults – Los Angeles County	550 S Vermont, 12 <sup>th</sup> Floor	Los Angeles	90020	818-598-6900
Full-Service Partnerships for Older Adults – Los Angeles County	550 S Vermont, 12 <sup>th</sup> Floor	Los Angeles	90020	213-738-2327
Guadalupe Community Center	21600 Hart St,	Canoga Park	91303	213-738-2127
Mid-Valley Senior Citizens Center	8825 Kester Ave,	Panorama City	91402	213-738-2336
ONEgeneration Adult Daycare	17400 Victory Blvd,	Van Nuys	91406	213-251-3549
ONEgeneration Senior Enrichment Center	18255 Victory Blvd,	Reseda	91335	818-705-2345
Partners in Care Foundation	732 Mott St, Ste. 150	San Fernando	91340	818-705-2345
Santa Clarita Valley Senior Center	27180 Golden Valley Rd,	Santa Clarita	91350	818-837-3775
Friendly Valley Senior Center	19310 Avenue of the Oaks,	Santa Clarita	91321	661-259-9444
Sherman Oaks - SAGE Program	4911 Van Nuys Blvd, Ste. 307	Sherman Oaks	91403	661-299-4595
The Adult Skill Center	16600 Sherman Way, Ste. 240	Lake Balboa	91406	818-341-7243
Valley Interfaith Council	13300 Victory Blvd, #354	Van Nuys	91401	818-708-1756
Valley Storefront Senior Center - JFS	12821 Victory Blvd,	North Hollywood	91606	818-880-4842
				818-984-1380

## Transportation

<b>AGENCY</b>	<b>ADDRESS</b>	<b>CITY</b>	<b>ZIP</b>	<b>TELEPHONE</b>
Mission City Transit	Tickets may be purchased at 208 Park Ave,	San Fernando	91340	818-366-4119
ONEgeneration Senior Enrichment Center	18255 Victory Blvd,	Reseda	91335	818-705-2345

## Vision

<b>AGENCY</b>	<b>ADDRESS</b>	<b>CITY</b>	<b>ZIP</b>	<b>TELEPHONE</b>
Mid Valley Comprehensive Health Center – Los Angeles County DHS	7515 Van Nuys Blvd,	Van Nuys	91405	818-627-3000
Meet Each Need With Dignity (MEND)	10641 N San Fernando Rd,	Pacoima	91331	818-686-7300
San Fernando Health Center – Los Angeles County DHS	1212 Pico St,	San Fernando	91340	818-627-4777
Valley Community Healthcare – North Hollywood Center	6801 Coldwater Canyon Blvd,	North Hollywood	91605	818-763-8836